

HyFlex @ LPC

Bill Komanetsky, CS/CNT/CIS



Flex Day, March 8, 2022

Agenda

- My Faculty experience (so far)
 - Student Participation
 - Student Collaboration
 - Giving Exams
 - Technology Observations
 - Lecturing Habits

Key Points

- There is no "Possibility" of increased workload. There **Will** be an increased workload
 - You must setup the class earlier than a normal F2F class (this gets easier as your experience builds)
 - You need to get acquainted, intimately, with the Tech
 - You must remember that there are students on line.
 - It's easy to get caught up with the students who are in the class and you forget about the on-line students



Student Participation

Students Participating

- Before we went Face-to-Face, I did a poll:
 - 45% of students said they would be on-line all of the time
 - 8% of students said they would be on-line 25% of the time
 - 13% of students said they would be on-line 50% of the time
 - 18% of students said they would be on-line 75% of the time
 - 15% of students said they would always be in class

These number vary by +/- 10%

Students Participating

- The participation poll numbers are close to reality.
 - Anywhere from 10 - 20% of the student population actually comes to face to face
 - The face to face numbers drop drastically on Exam days



Student Collaboration

Student Collaboration

- About 20% of students in class complain there is no way to collaborate with students who are remote
- Students, for the most part, are hesitant to get too close to other students in the classroom, making collaboration difficult

Student Collaboration

- I allowed students in class to log into Zoom (no audio or video) to collaborate with on-line students
 - In-class students place IC or In-Class at the end of their names in Zoom
 - I setup the Zoom Breakout rooms and with a little effort, made sure remote and local students are distributed
 - I would visit the breakout rooms, to see how students were doing
 - I allowed all students to share their screens, not Web Cam's

Student Collaboration

- I allowed students in class to log into Zoom (no audio or video) to collaborate with on-line students
 - I let students know to use chat and to leave the room and come back to the main room if they have a question they wish to pose verbally
 - In-Class students can ask questions from on-line students in their group - kind of like “translators”
- Students thought this was difficult, but better than nothing



Giving Exams

Giving Exams

- To keep things fair, all exams are given on-line
- During my first exam, 90% of the students were joining face to face didn't on exam day
 - There is obviously something advantageous to taking an exam at home
- Two exams need to be created
 - One for on-line students: Proctorio enabled
 - One for face-to-face students: No Proctorio
 - Works OK if missed exams are not automatically given a 0% grade



Technology Observations

Technology Observations

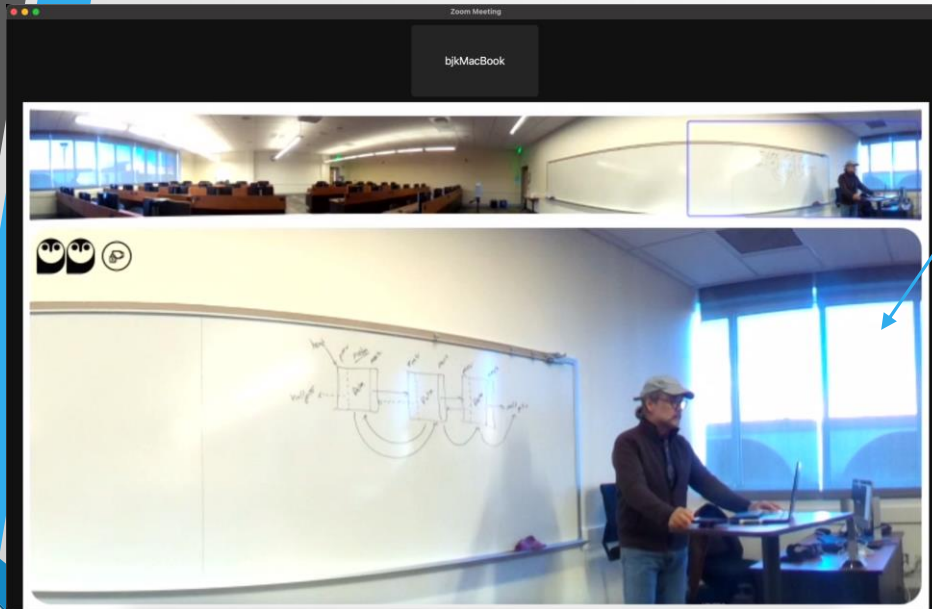
- Connecting a second computer or device to the Zoom meeting is very advantageous
- Using Pronto can be a problem. Only one fifth of my students have installed Pronto and I cannot force them to do so
 - These students will not see messages sent to Pronto students
 - Discussion boards (Canvas) have worked better. Everyone can see those
 - Pronto creates a 24x7 instructor contact mechanism (I need some sleep)

Technology Observations

- Using the OWL app (iPhone or Android) and setting the cameras to enhanced presenter mode is really important
 - Gives the students a more 'live' view of the instructor as they move around the class
- White Board use is spotty
 - Glare from windows makes seeing the white board difficult on-line. Closing the blinds or turning off the classroom lights just makes this worse
 - I have actually pointed my laptop camera at the whiteboard making it MUCH clearer for students

Technology Observations

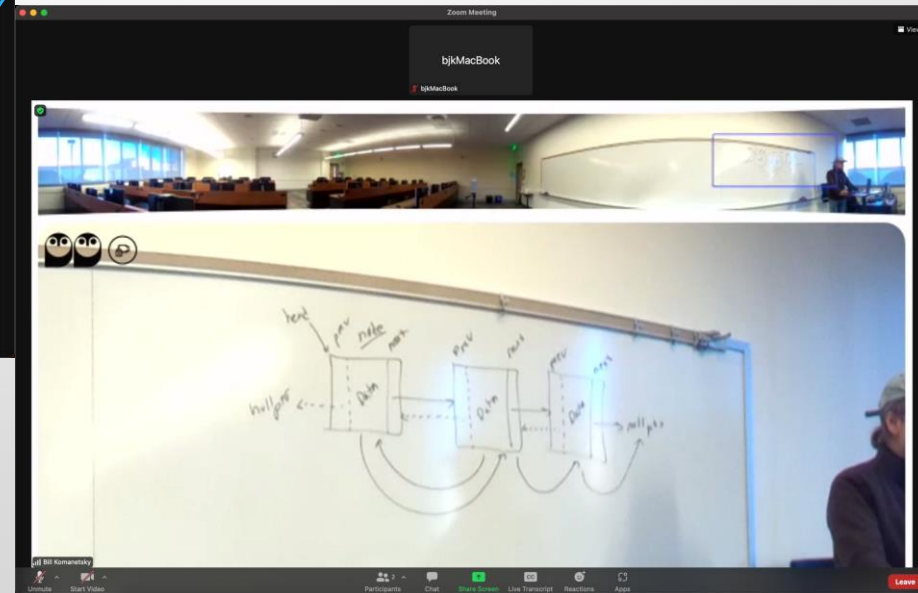
- White Board Example - Owl Camera



Blinds Down - Auto Zoom

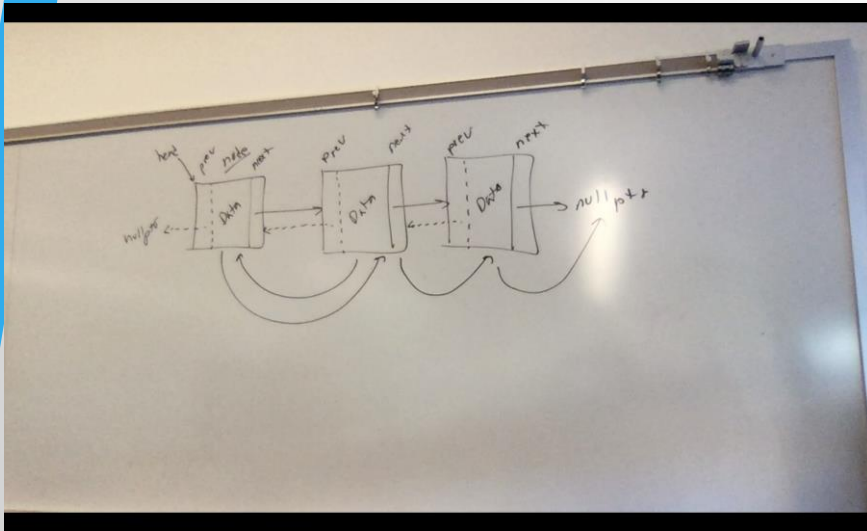
Yes, the blinds are down 100%

Blinds Down - Manual Zoom



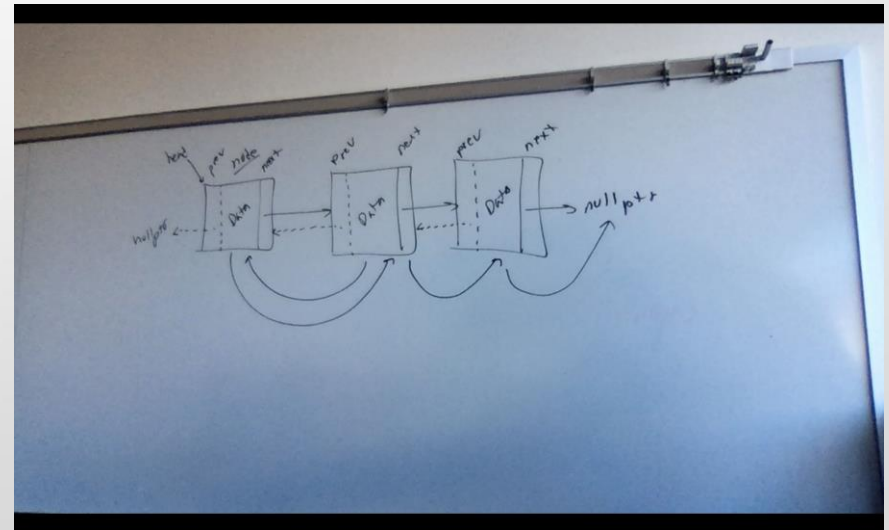
Technology Observations

- White Board Example - Laptop Camera



Blinds Down 75%

Blinds Up



Technology Observations

- Using the Zoom or another white-board app
 - Students in class have complained that they cannot see me as I am sitting down to use these apps
 - Using the drawing app on a tablet as I stand works much better - impossible with a standard laptop

Technology Observations

- All of these technology issues will be resolved in the 'Real' technology coming in the Fall (2022)



Lecturing Notes

Lecturing

- It's very easy to forget your on-line students. Appointing an on-line student to remind you is of great help - also promotes questions from on-line
- You definitely need to speak more loudly so on-line students can hear. If you are wearing a mask, even more so
- more?



What do Students Say?

What's good about HyFlex?

- Ability to attend class
- I was able to go to the doctor without feeling guilty
- No Traffic
- Sleeping an extra 1/2 hour
- A choice to commute or not
- Sometimes my family is using my car

What's worst about HyFlex?

- Bad Camera focus at times
- Reading the white board
- Difficult asking questions without stepping on someone else asking a question
- Difficult to see if others have questions
- Nothing



HyFlex Experiences

- All Done.....