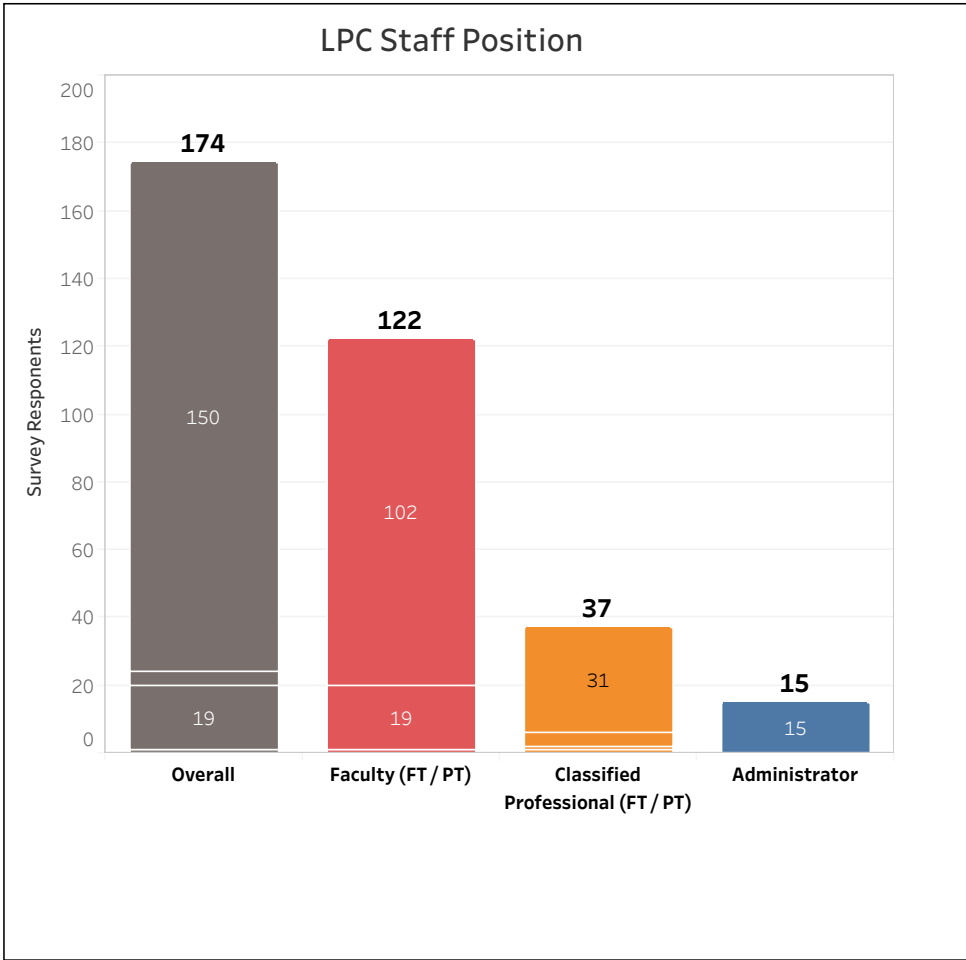


Las Positas College Staff Accreditation Survey Spring 2021

Demographics | Detailed Results



Service Areas

Academic Services
60% (104)


Student Services

Gender

Gender	Percentage
Female	51%
Male	41%
Transgender	7%
Different Identity	1%
Decline to Answer	1%

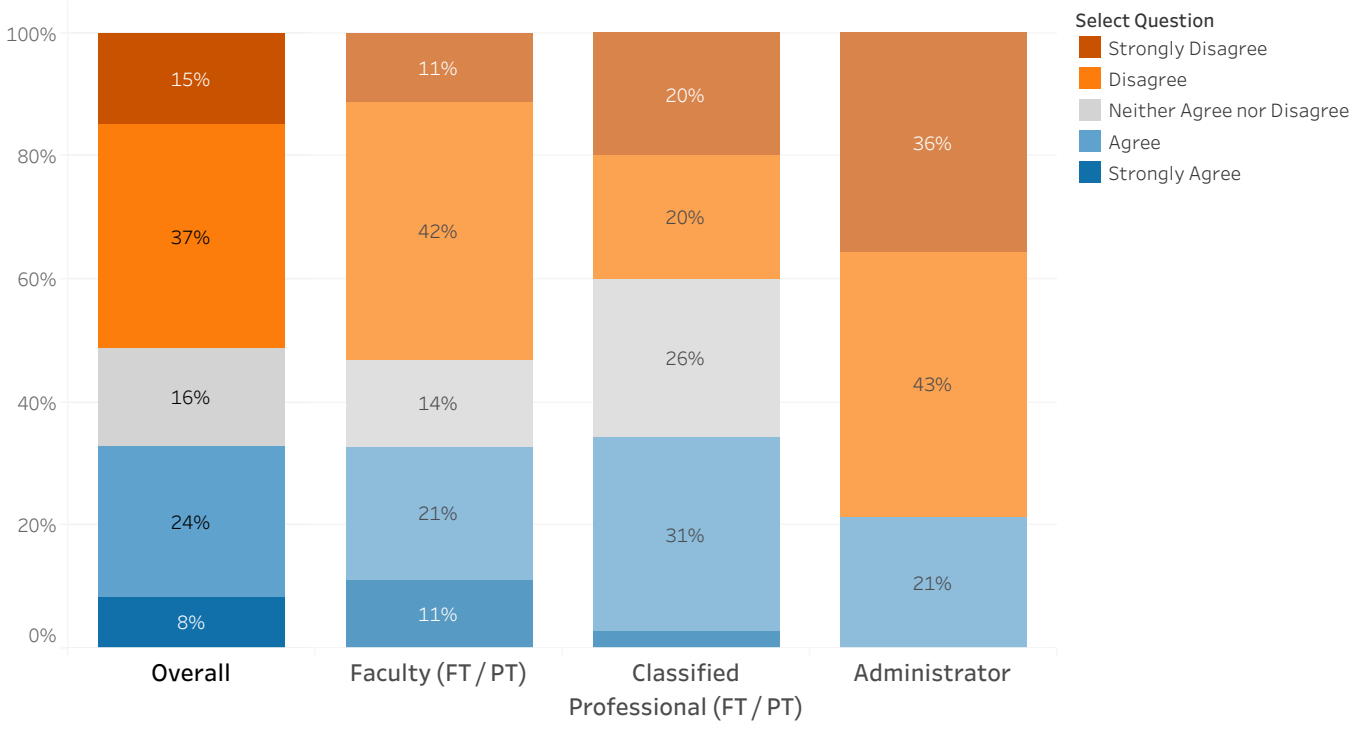


Las Positas College Staff Accreditation Survey Spring 2021



3A.3 - LPC has a sufficient number of classified professionals to support effective educational services

Question 3A.3 - LPC has a sufficient number of classified professionals to support effective educational services



	3A.3 - LPC has a sufficient number of classified professionals to support effective educati..							
	Overall		Faculty (FT / PT)		Classified Professional (FT / PT)		Administrator	
	Count	Percent	Count	Percent	Count	Percent	Count	Percent
Strongly Agree	13	8%	12	11%	1	3%		
Agree	38	24%	23	21%	11	31%	3	21%
Neither Agree nor Disagree	25	16%	15	14%	9	26%		
Disagree	57	37%	45	42%	7	20%	6	43%
Strongly Disagree	23	15%	12	11%	7	20%	5	36%
Grand Total	156	100%	107	100%	35	100%	14	100%