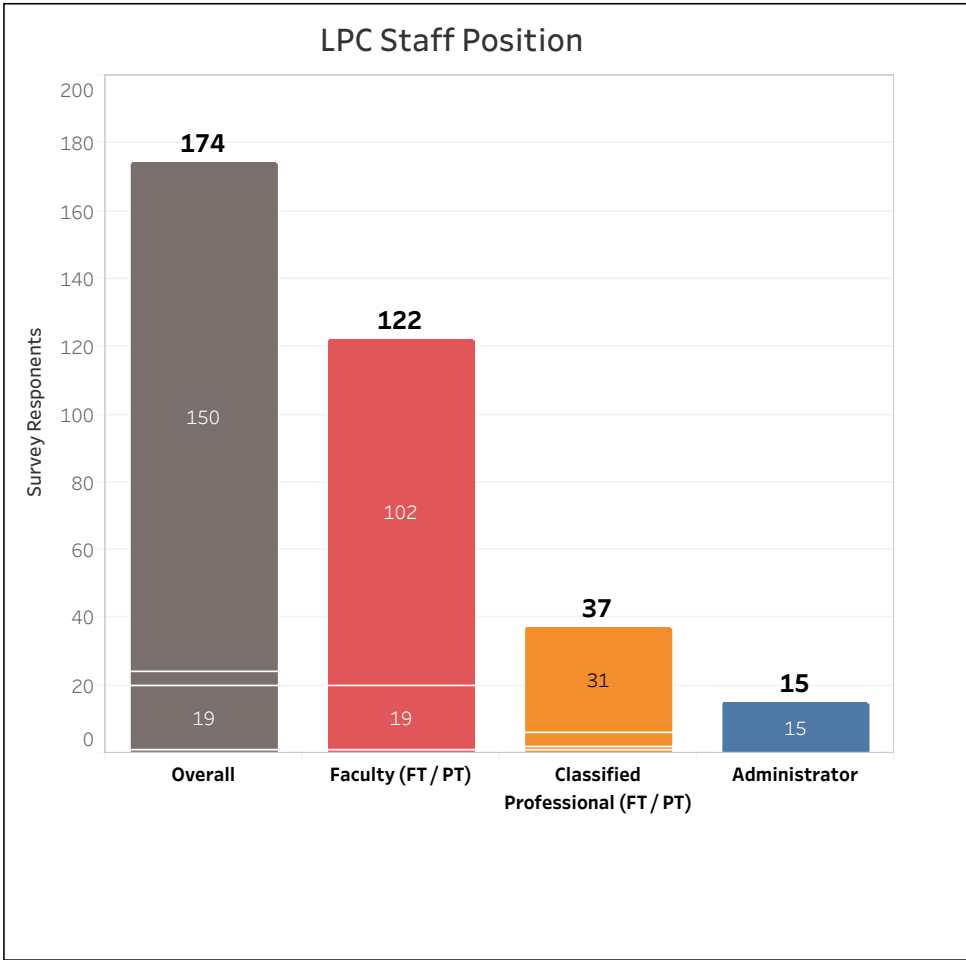


Las Positas College Staff Accreditation Survey Spring 2021

Demographics | Detailed Results



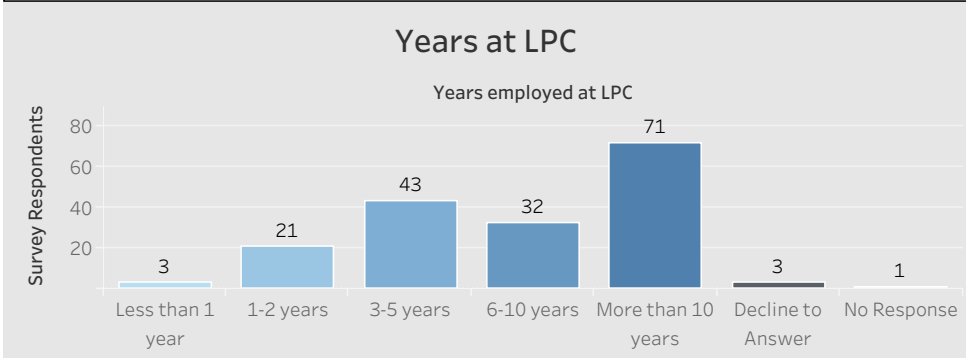
Service Areas

Academic Services
60% (104)

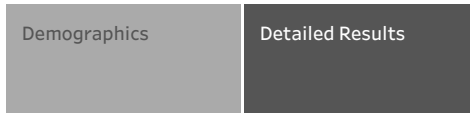
Student Services

Gender

| Gender | Percentage |
|--------------------|------------|
| Female | 51% |
| Male | 41% |
| Transgender | 7% |
| Different Identity | 1% |
| Decline to Answer | 1% |

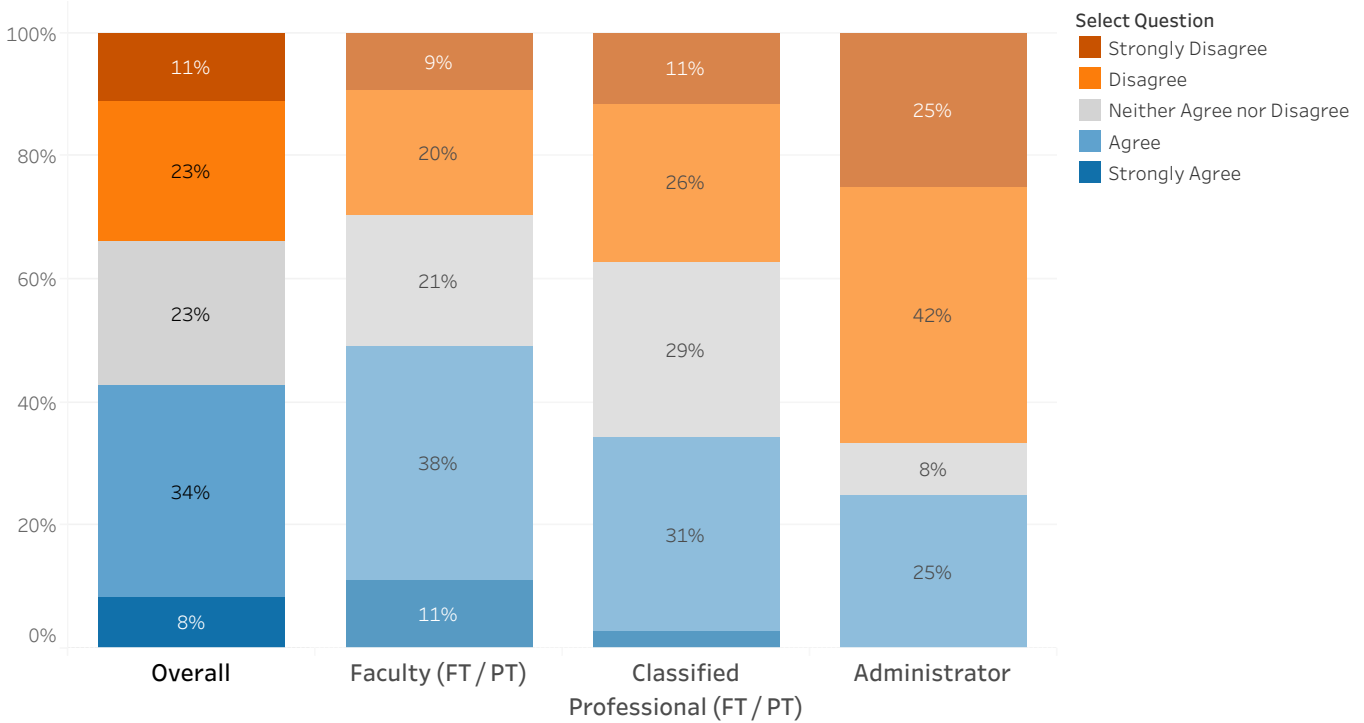


Las Positas College Staff Accreditation Survey Spring 2021



3A.5 - LPC has a sufficient number of classified professionals to support effective physical services

Question 3A.5 - LPC has a sufficient number of classified professionals to support effective physical services



3A.5 - LPC has a sufficient number of classified professionals to support effective physical..

| | Overall | | Faculty (FT / PT) | | Classified Professional (FT / PT) | | Administrator | |
|----------------------------|------------|-------------|-------------------|-------------|-----------------------------------|-------------|---------------|-------------|
| | Count | Percent | Count | Percent | Count | Percent | Count | Percent |
| Strongly Agree | 12 | 8% | 11 | 11% | 1 | 3% | | |
| Agree | 50 | 34% | 37 | 38% | 11 | 31% | 3 | 25% |
| Neither Agree nor Disagree | 34 | 23% | 21 | 21% | 10 | 29% | 1 | 8% |
| Disagree | 33 | 23% | 20 | 20% | 9 | 26% | 5 | 42% |
| Strongly Disagree | 16 | 11% | 9 | 9% | 4 | 11% | 3 | 25% |
| Grand Total | 145 | 100% | 98 | 100% | 35 | 100% | 12 | 100% |