



CHABOT-LAS POSITAS

Community College District

VISION FOR SUCCESS

BOARD OF TRUSTEES RETREAT

August 8, 2020

Agenda

- Background: Vision for Success
- Chabot College Student Demographics
- Las Positas College Student Demographics
- Metrics Selected by Colleges for Vision for Success Goals
- Major Disclaimer
- Chabot College: Vision for Success Metric Outcomes
- Chabot College Sample of Projects that Address Goals
- Las Positas College: Vision for Success Metric Outcomes
- Las Positas College Sample of Projects that Address Goals
- District-Wide Sample of Projects that Address Goals
- Questions



Background: Vision for Success

- In 2017, the State Chancellor's Office established 2021-22 system-wide Vision for Success goals for six areas:
 - Increase Completions (e.g., degrees, certificates)
 - Increase Transfers
 - Reduce Unit Accumulation of Associate Degree Earners
 - Workforce-Related
 - Reduce Equity Gaps
 - Reduce Regional Achievement Gaps



Background: Vision for Success



- State Chancellor's Office provided data to all colleges for each metric and requested that colleges set 2021-22 Vision for Success goals using 2016-17 data as the base year.
- Chabot and Las Positas went through their shared governance process to set college-specific Vision for Success goals
- CLPCCD Board of Trustees Adopted Local Vision for Success Goals for each college on May 21, 2019



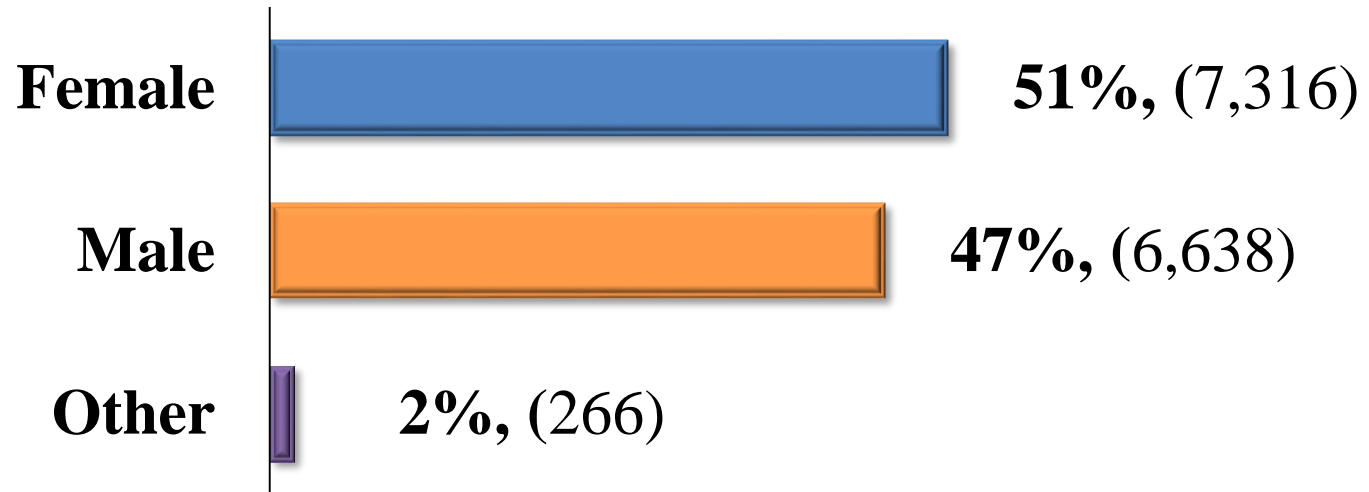
Chabot College Student Demographics



Chabot Demographics: Fall 2019

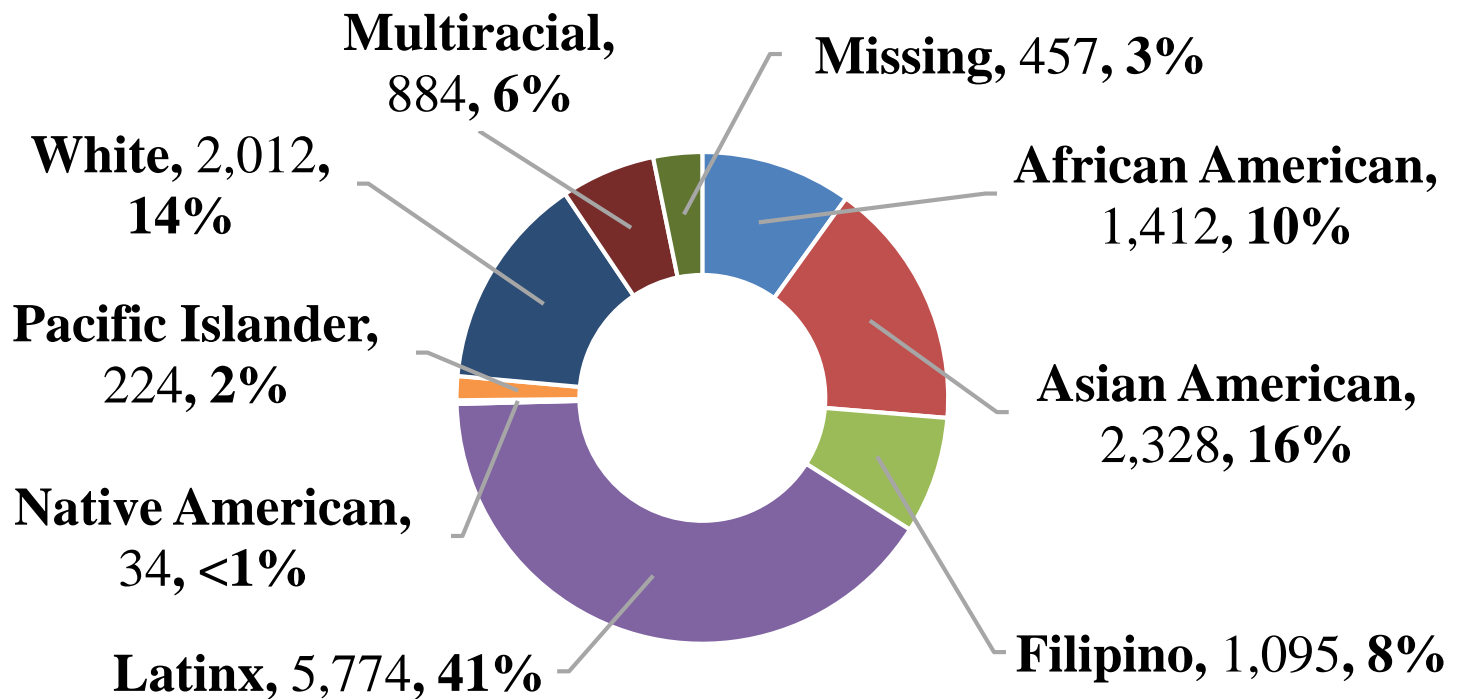
- **Gender**

Total Number of Students: 14,220



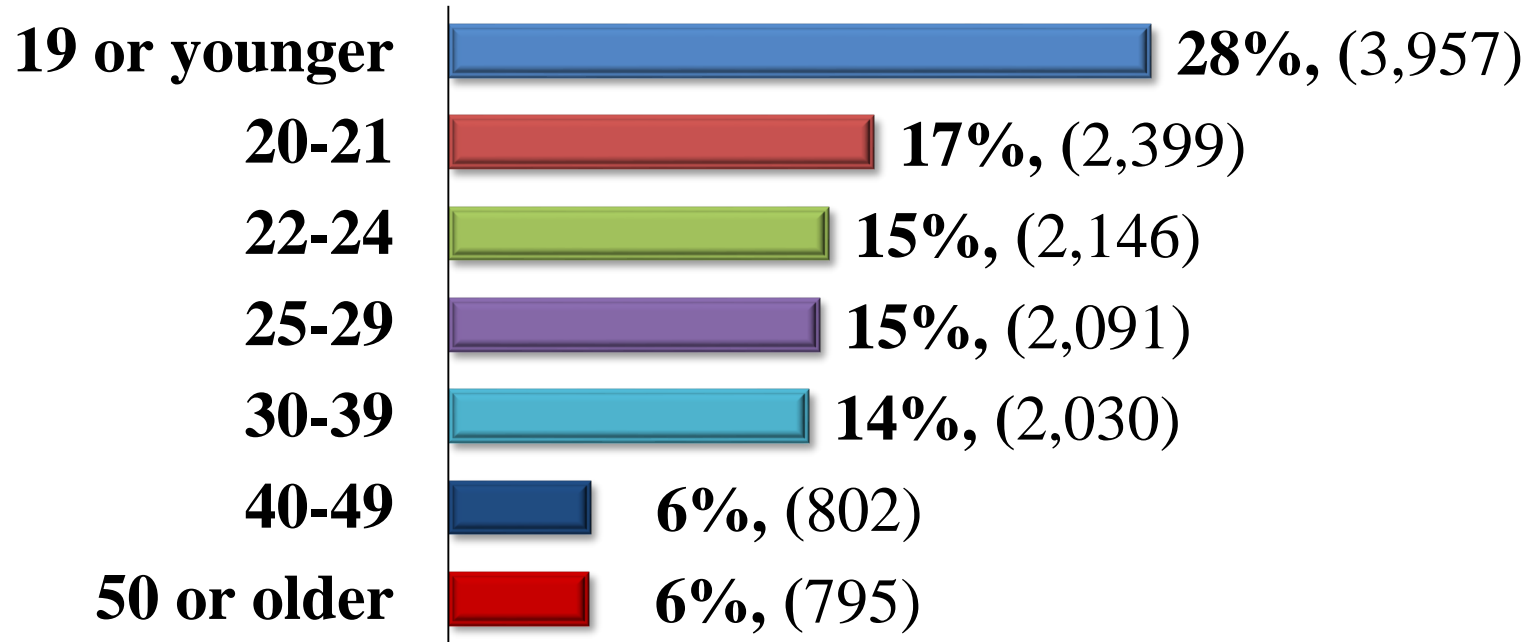
Chabot Demographics: Fall 2019

• Race/Ethnicity



Chabot Demographics: Fall 2019

- Age



Chabot Demographics: Fall 2019



- **Unit Load**

Full Time 12 or more units



30%, (4,243)

Part Time 6 to 11.5 units



40%, (5,676)

Part Time 0.5 to 5.5 units



28%, (4,000)

Non-credit units only



2%, (301)

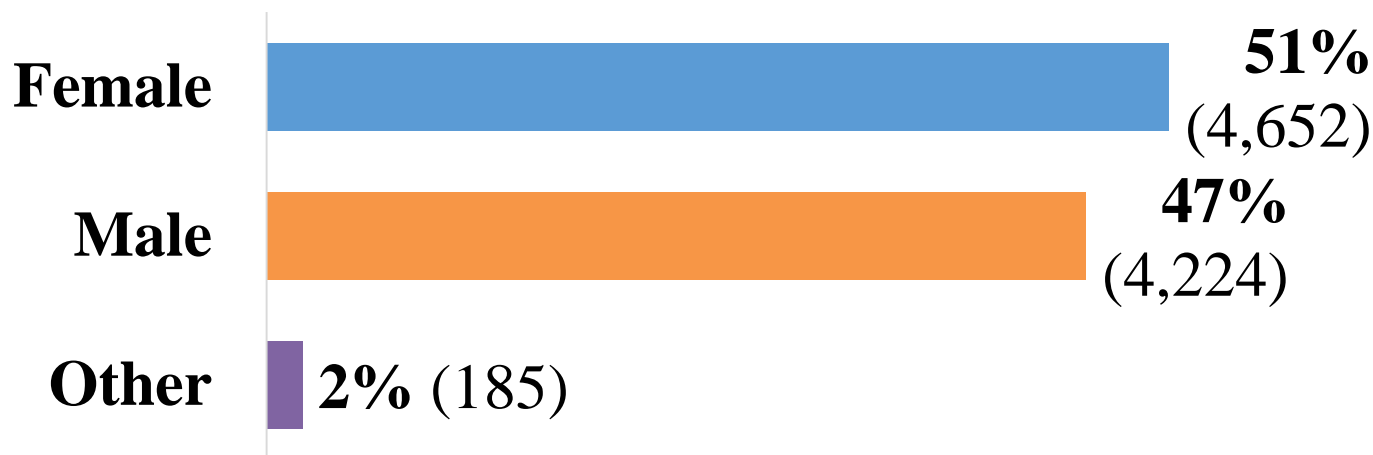


Las Positas College Student Demographics



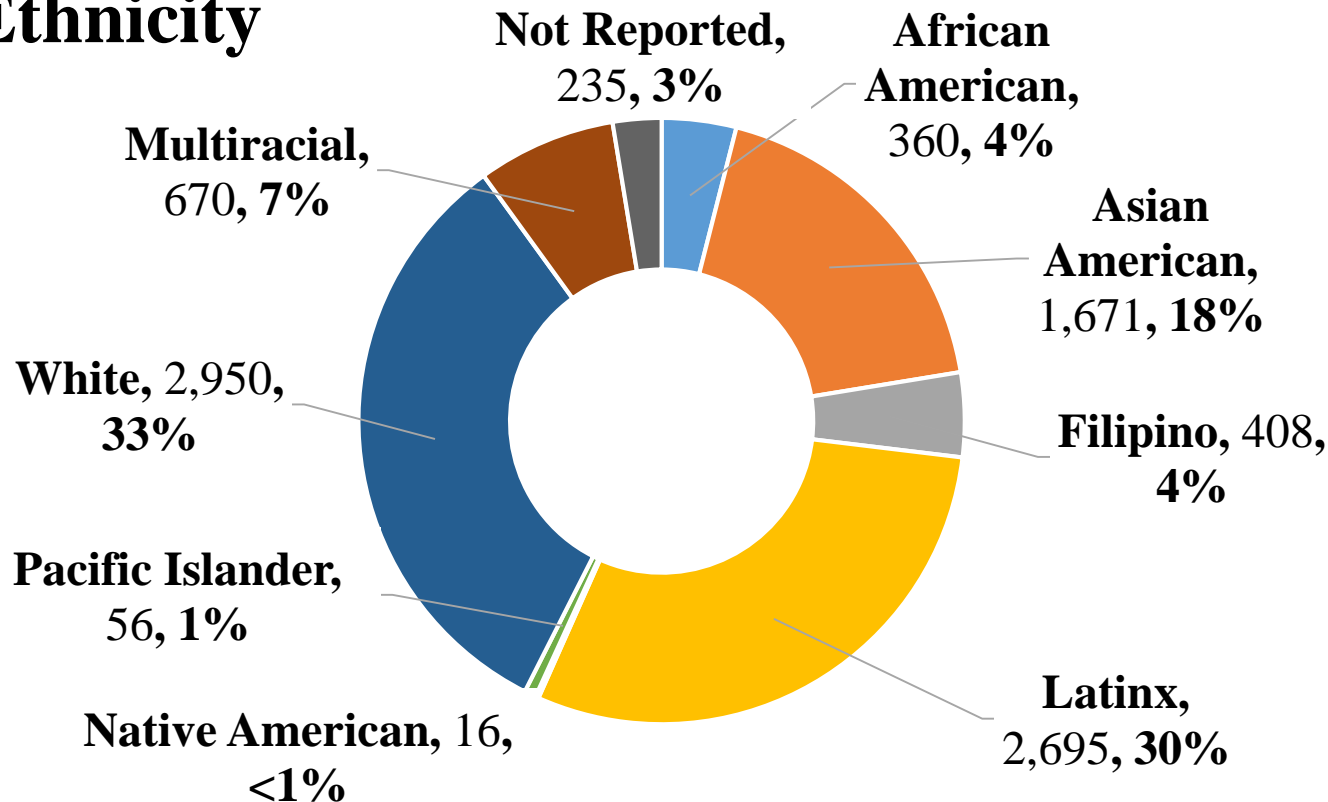
Las Positas College Demographics: Fall 2019

- **Gender** Total Number of Students: 9,061



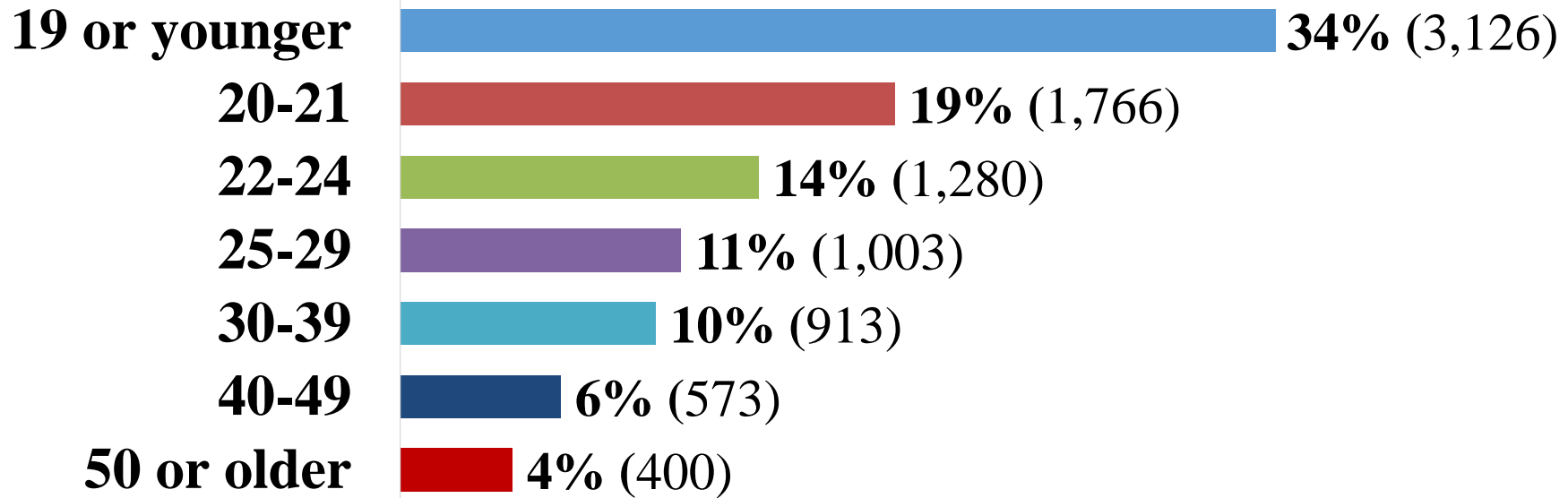
Las Positas College Demographics: Fall 2019

- **Race/Ethnicity**



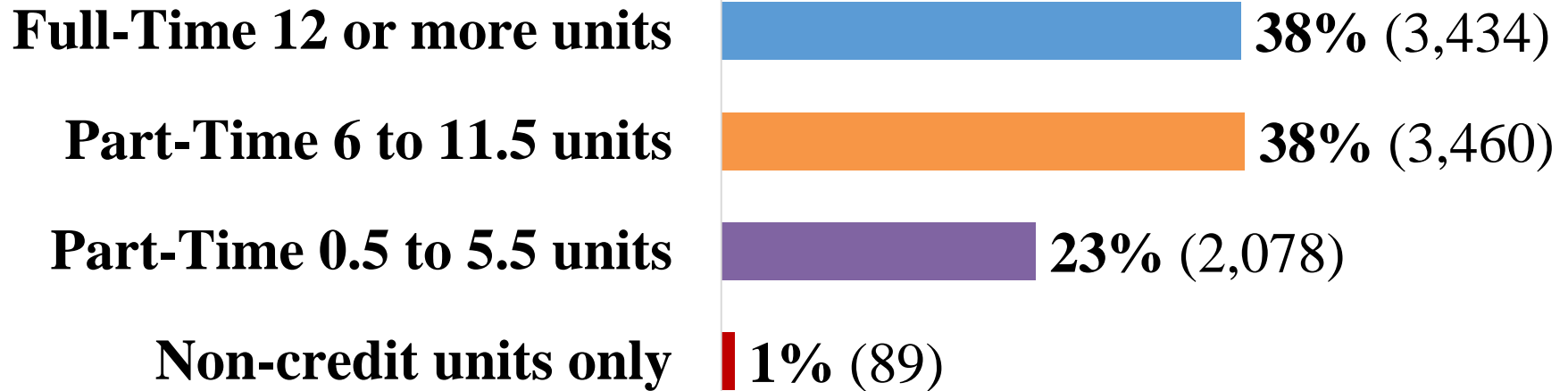
Las Positas College Demographics: Fall 2019

- Age



Las Positas College Demographics: Fall 2019

- **Unit Load**



Metrics Selected by Colleges for Vision for Success Goals



Metrics Selected For Vision for Success Goals

Goal 1: Completion (Associate Degree/Certificate)	Chabot	LPC
Metric 1A: Increase All Students Who Earned an Associate Degree (including Associate Degrees for Transfer - ADTs)		X
Metric 1B: Increase All Students Who Earned a Chancellor's Office Approved Certificate		
Metric 1C: Increase All Students Who Attained the Vision Goal Completion Definition (earned any associate degree or state chancellor recognized certificate)	X	



Metrics Selected For Vision for Success Goals

Goal 2: Transfer	Chabot	LPC
Metric 2A: Increase All Students Who Earned an Associate Degree for Transfer	X	X
Metric 2B: Increase All Students Who Transferred to a CSU or UC Institution		

Goal 3: Unit Accumulation	Chabot	LPC
Metric 3A: Decrease Average Number of Units Accumulated by All Associate Degree Earners	X	X



Metrics Selected For Vision for Success Goals

Goal 4: Workforce	Chabot	LPC
Metric 4A: Increase Median Annual Earnings of All Students		
Metric 4B: Increase All Students Who Attained the Living Wage		
Metric 4C: Increase All Students with a Job Closely Related to Their Field of Study	X	X



Metrics Selected For Vision for Success Goals

Goal 5: Equity	Chabot	LPC
Metric 5.1A: Increase All Students Who Earned an Associate Degree (including ADTs)		X
Metric 5.1C: Increase All Students Who Attained the Vision Goal Completion Definition	X	
Metric 5.2A: Increase All Students Who Earned an Associate Degree for Transfer	X	X

Goal 6: Regional Achievement Gaps	Chabot	LPC
Reduce Regional Achievement Gaps	Not Applicable	



Major Disclaimer

- In June 2020, the State Chancellor's Office operationally redefined and re-ran the data for all metrics, including for the 2016-17 base year.



Chabot College Vision for Success Metric Outcomes



Chabot's Vision for Success Goals

- **Metric 1C:** Increase All Students Who Attained the *Vision Goal Completion* from 916 in 2016-17 to 1,100 in 2021-22
- **Metric 2A:** Increase All Students Who Earned an Associate Degree for Transfer from 286 in 2016-17 to 372 in 2021-22
- **Metric 3A:** Decrease Average Number of Units Accumulated by Associate Degree Earners from 91 units in 2016-17 to 85 in 2021-22
- **Metric 4C:** Increase All Students with a Job Closely Related to Their Field of Study from 63% in 2016-17 to 70% in 2021-22
- **Equity Goals:**
 - **Metric 5.1C:** Increase Foster Youth Students Who Attained the Vision Goal Completion from 11 in 2016-17 to 17 in 2021-22
 - **Metric 5.2A:** Increase Black or African American Students Who Earned an Associate Degree for Transfer from 26 in 2016-17 to 37 in 2021-22



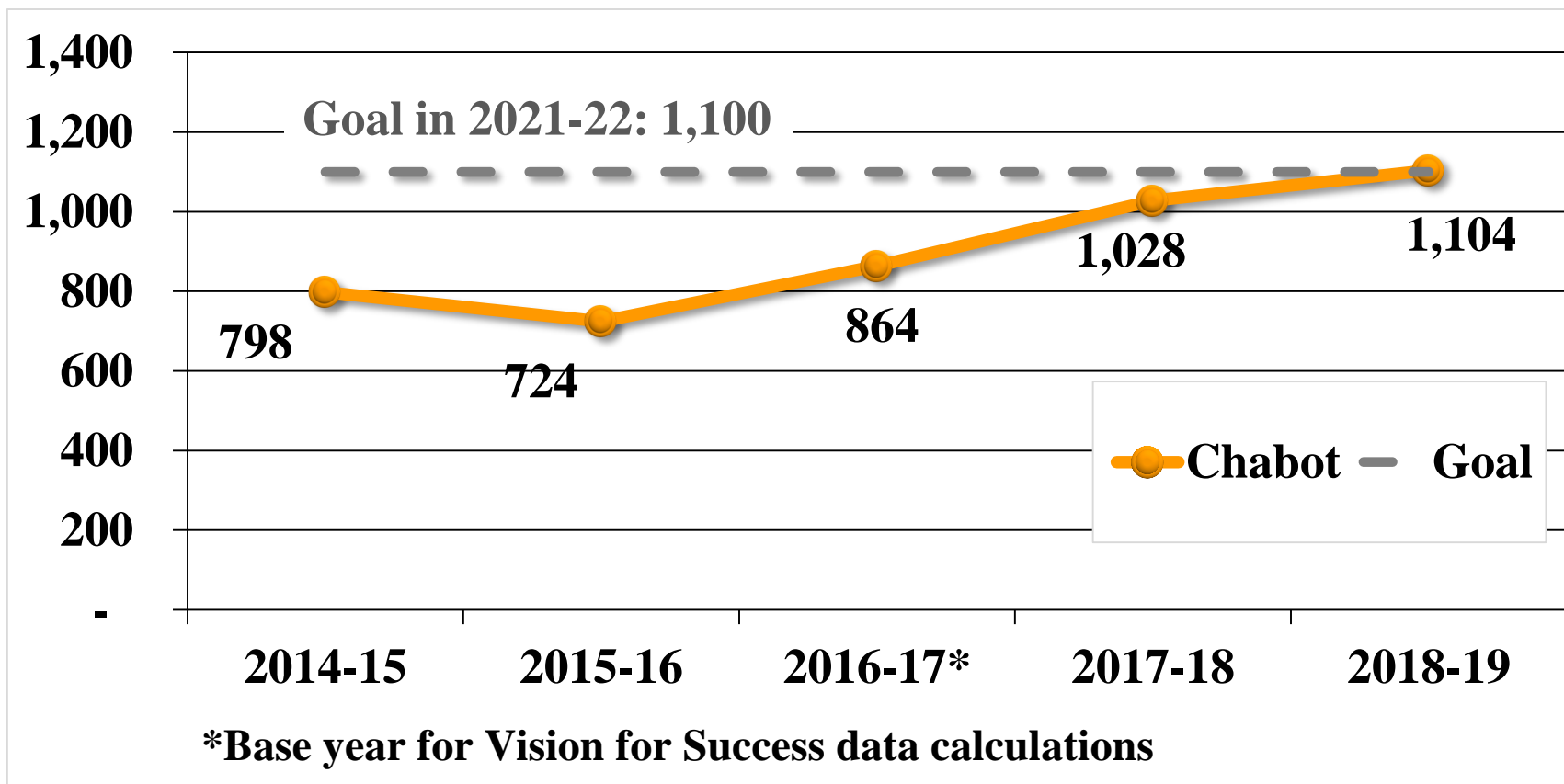
Chabot Vision for Success Goal 1: Completion

Metric 1C: Increase All Students Who Attained the Vision Goal Completion Definition

- *Chabot College:* By 2022, **increase by 20% (from 916 in 2016-17 to 1,100 in 2021-22)** among all students, the unduplicated count of students who earned one or more of the following: Chancellor's Office approved certificate and/or associate degree (and had an enrollment in the selected year).



Chabot Annual Headcount of Students Who Attained Vision Goal Completion



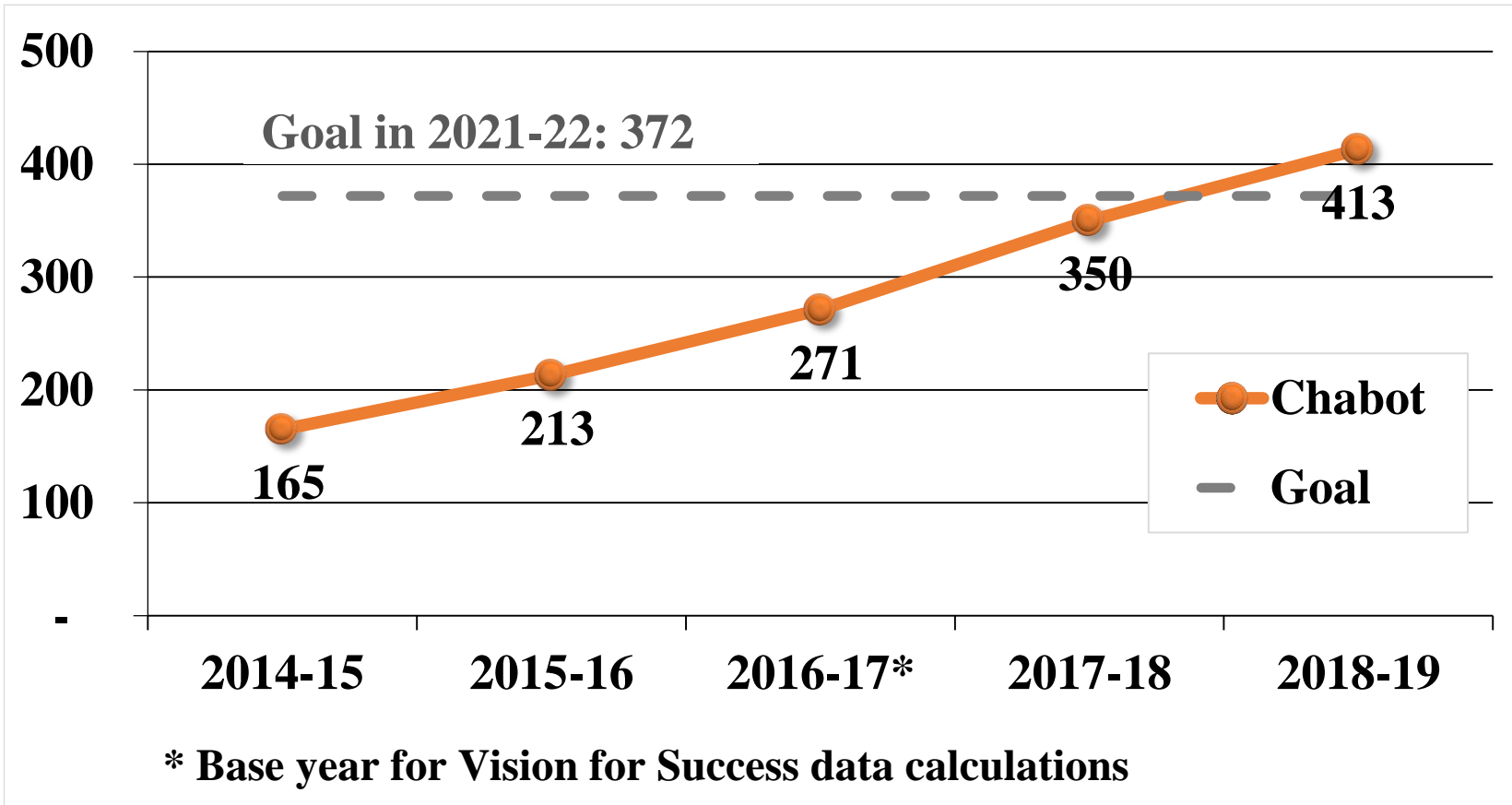
Chabot Vision for Success Goal 2

Metric 2A: Increase All Students Who Earned an Associate Degree for Transfer

- *Chabot College:* By 2022, **increase by 30% (from 286 in 2016-17 to 372 in 2021-22)** among all students, the number who earned an associate degree for transfer in the selected year.



Chabot Annual Headcount of Students Who Earned ADTs



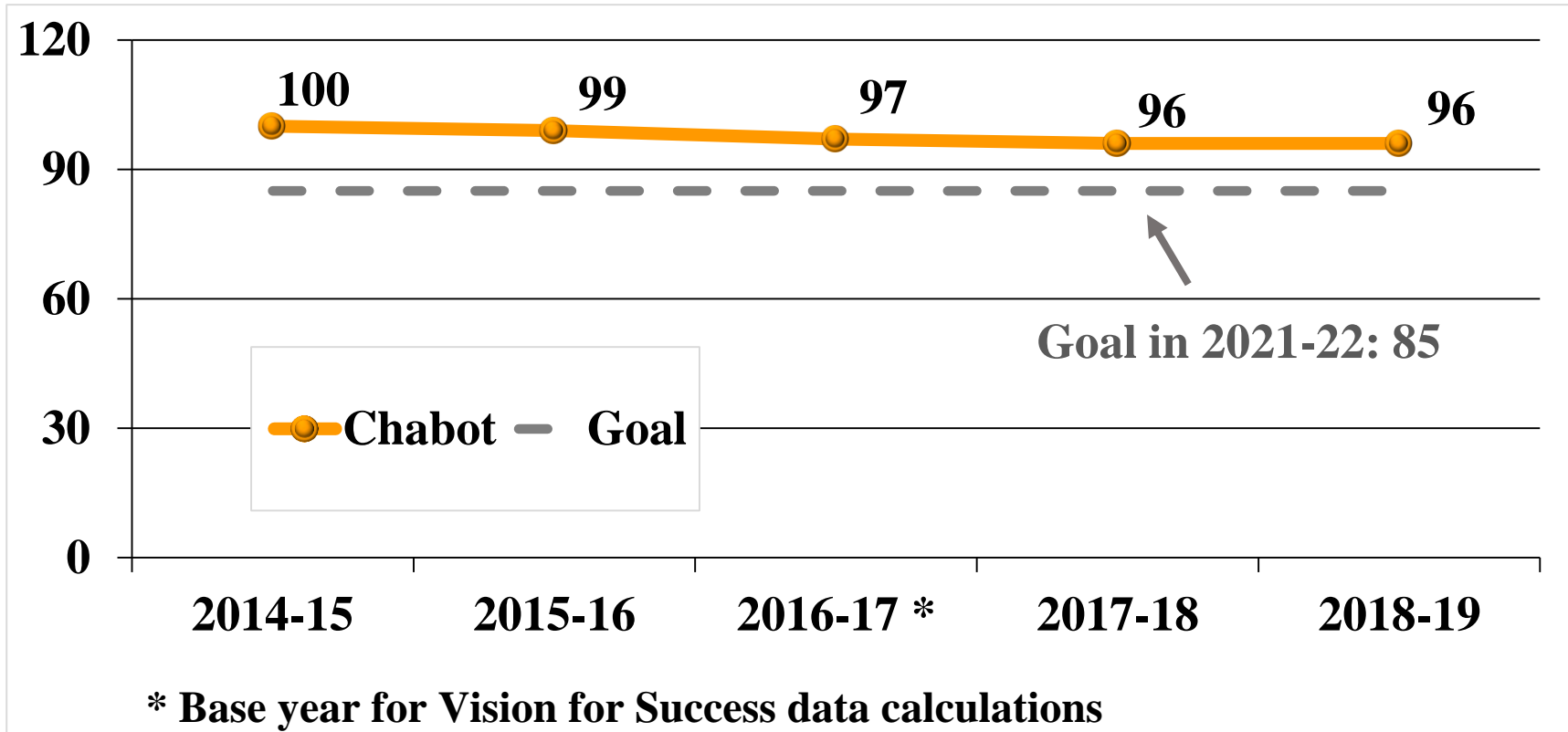
Chabot Vision for Success Goal 3

Metric 3A: Decrease Average Number of Units Accumulated by Associate Degree Earners

- *Chabot College: By 2022, decrease* among all students who earned an associate degree in the selected year, **the average number of units earned in the California community college system** (among students who had completed at least 60 units at any community college) **from 91 units in 2016-17 to 85 units in 2021-22.**



Chabot Average Number of Units Accumulated by Associate Degree Earners (AAs/ASs/ ADTs)



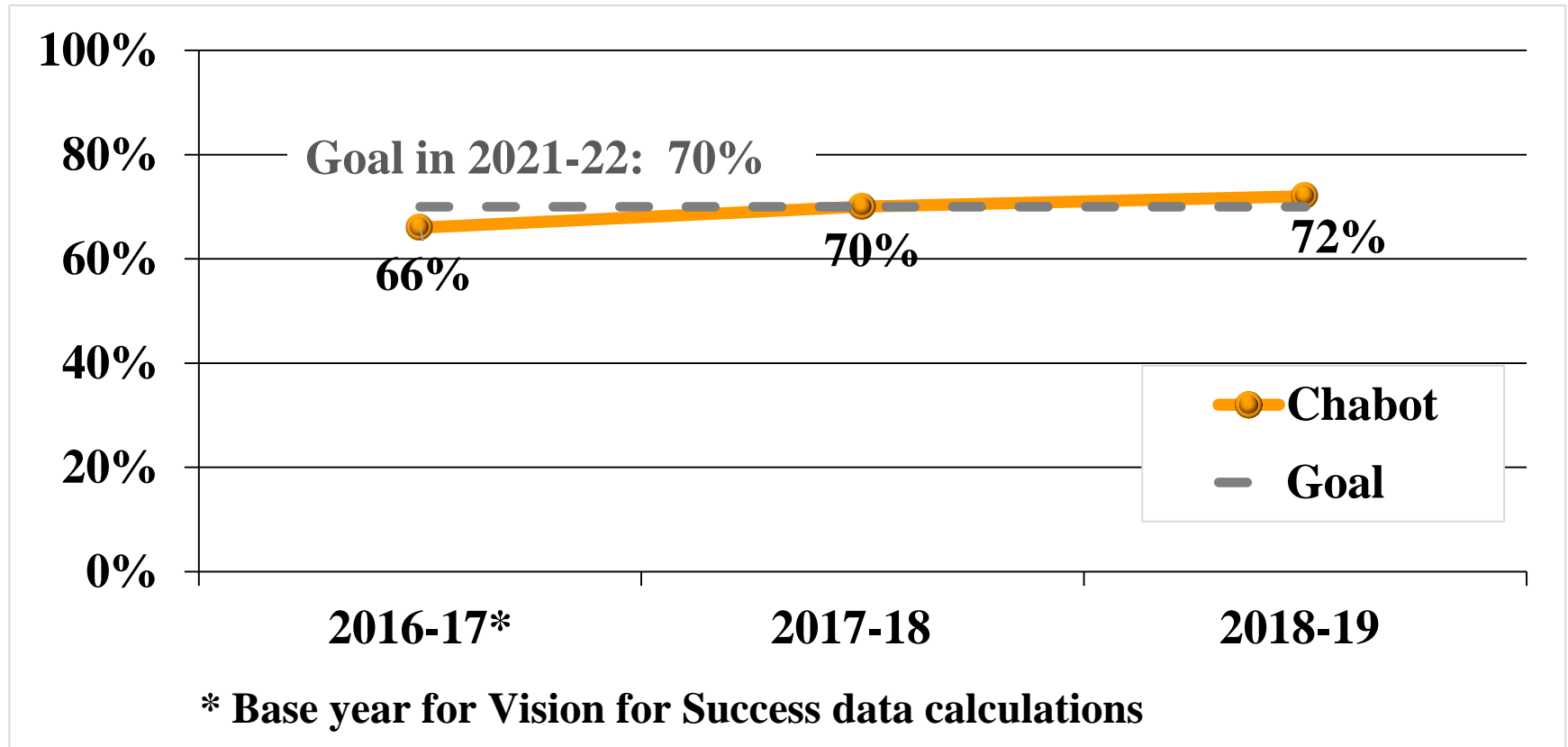
Chabot Vision for Success Goal 4

Metric 4C: Increase All Students with a Job Closely Related to Their Field of Study

- *Chabot College:* By 2022, **increase** among all students who responded to the CTE Outcomes Survey and did not transfer, the proportion who reported that they are working in a job very closely or closely related to their field of study **from 63% in 2016-17 to 70% in 2021-22.**



Chabot Percentage Employed in Job Closely Related to Field of Study



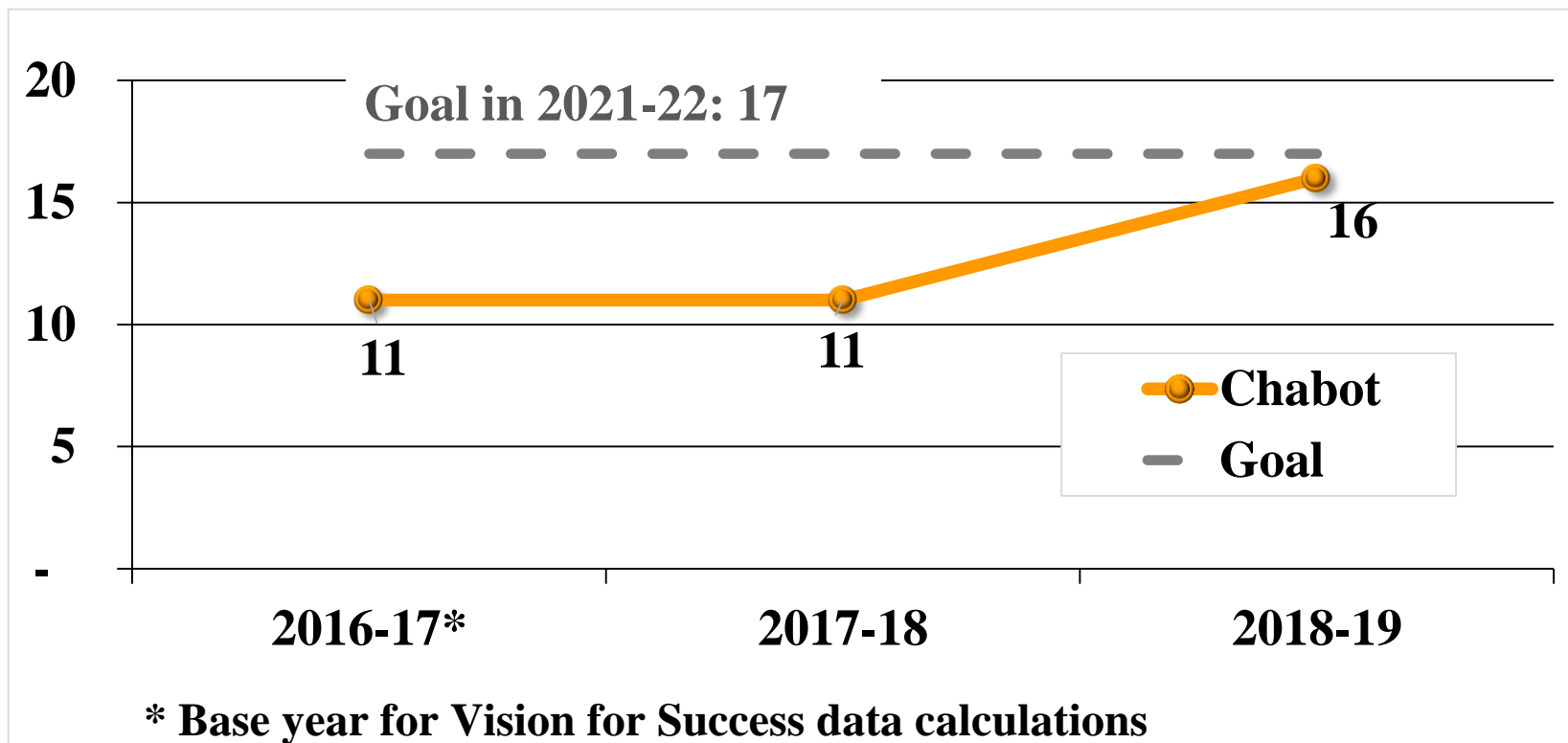
Chabot Vision for Success Goal 5.1C

Metric 5.1C: Reduce equity gaps in Vision Goal Completion (two student groups with equity gaps on this metric)

- *Chabot College:* By 2022 **increase** Foster Youth Students who attain the Vision Goal Completion **from 11 in 2016-17 to 17 in 2021-22 (55% increase).**
- *Chabot College:* By 2022 **increase** LGBT Students who attain the Vision Goal Completion **from 14 in 2016-17 to 20 in 2021-22 (43% increase).**



Chabot Annual Headcount of Foster Youth Students Who Attained Vision Goal Completion



Chabot Vision for Success Goal 5.2A

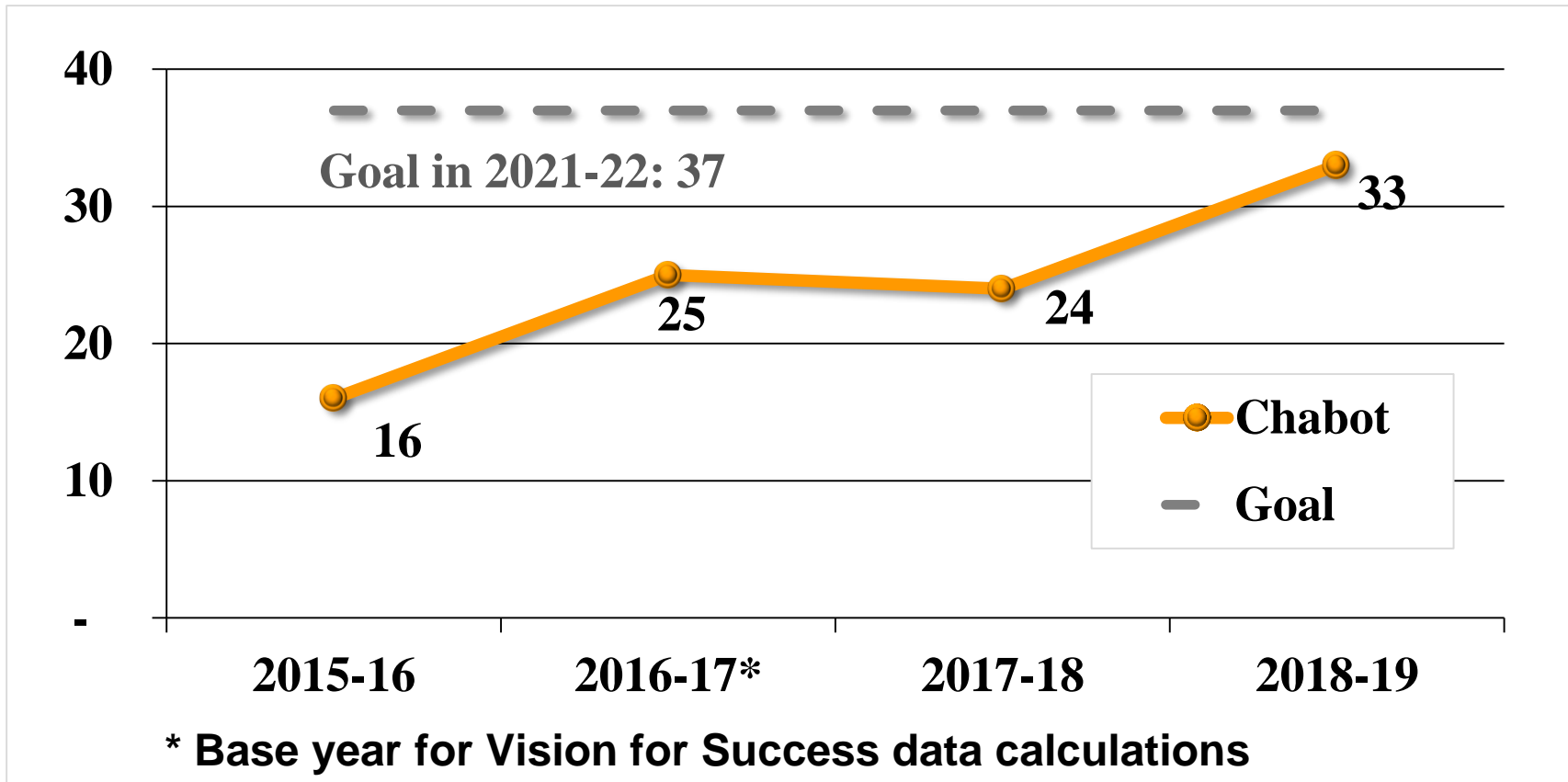


Metric 5.2A: Reduce equity gaps in Associate Degree for Transfer (one group with equity gap on this metric)

- *Chabot College: By 2020, **increase** African American Students who earn an Associate Degree for Transfer from **26** in 2016-17 to **37** in 2021-22.*



Chabot Annual Headcount of Black or African American Students Who Earned ADTs



Chabot Sample of Projects that Address Vision for Success Goals

Sample Projects/Initiatives		Completion (Degree/Cert)	Transfer	Reduce Units	Workforce	Equity
Clear Pathways for Students	Establish Career and Learning Pathways (meta majors)	X	X	X	X	X
	Develop experiential program maps	X	X	X	X	X
	AB 705: Math and English pathways to transfer level	X	X	X		X
Holistic and Integrated Student Supports	Sparkpoint and food pantry	X	X		X	X
	Mental health services	X	X		X	X
	Improving onboarding	X	X			X
	10x10 Villages and support for black students	X	X			X



Las Positas College Vision for Success Metric Outcomes



LPC's Vision for Success Goals

- **Metric 1A:** Increase All Students Who Earned an Associate Degree (including ADTs) from *711* in 2016-17 to *853* in 2021-22
- **Metric 2A:** Increase All Students Who Earned an Associate Degree for Transfer from *244* in 2016-17 to *329* in 2021-22
- **Metric 3A:** Decrease Average Number of Units Accumulated by Associate Degree Earners from *83* units in 2016-17 to *79* in 2021-22
- **Metric 4C:** Increase All Students with a Job Closely Related to Their Field of Study from *66%* in 2016-17 to *69%* in 2021-22



LPC's Vision for Success Goals

- **Equity Goals:**
 - **Metric 5.1A:** Increase Black or African American Students who earn an Associate Degree (including ADTs) from 22 in 2016-17 to 36 in 2021-22
 - **Metric 5.1A:** Increase Asian American Students who earn an Associate Degree (including ADTs) from 73 in 2016-17 to 96 in 2021-22
 - **Metric 5.2A:** Increase *Black or African American Students Who Earned an Associate Degree for Transfer* from 10 in 2016-17 to 14 in 2021-22



Las Positas College

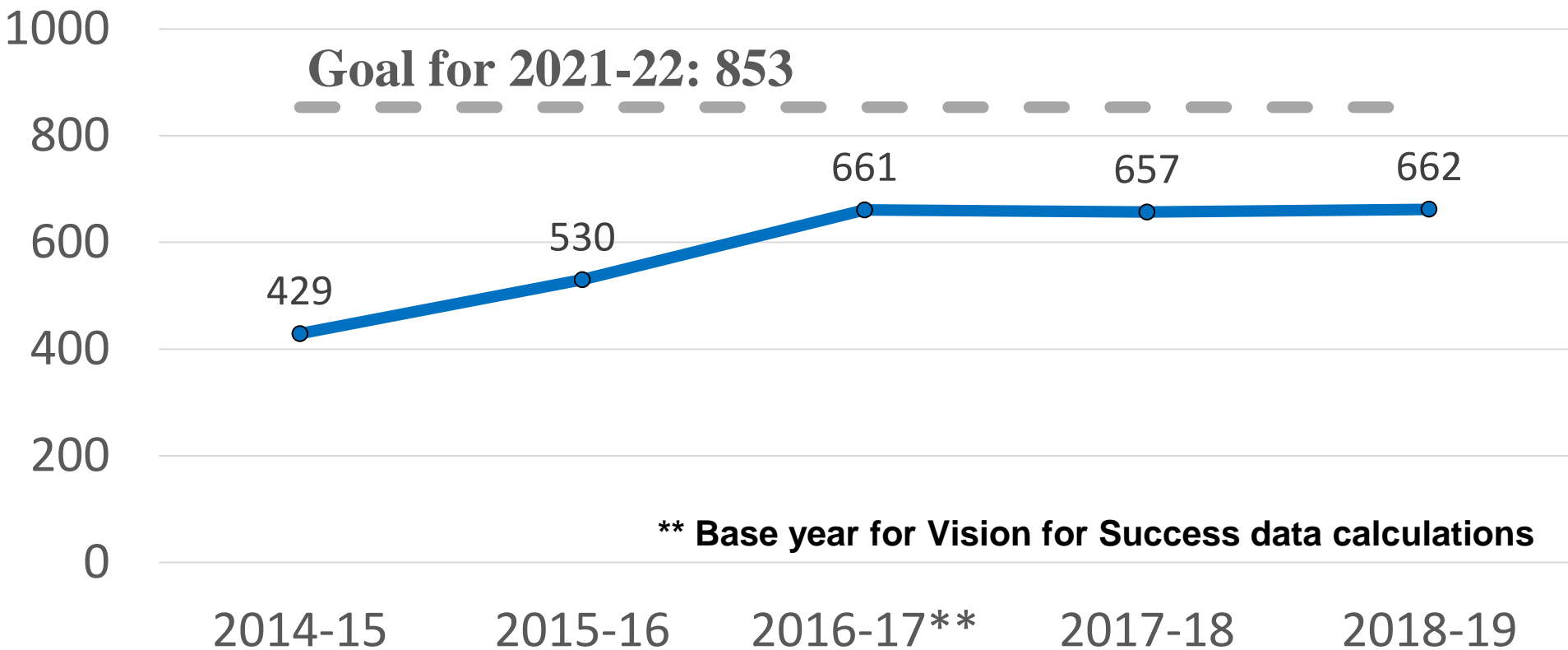
Vision for Success Goal 1: Completion

Metric 1A: Increase All Students Who Earned an Associate Degree (including ADTs)

- *Las Positas College:* By 2022, **increase by 20%** (from **711** in 2016-17 to **853** in 2021-22) among all students, the unduplicated count of students who earned an associate degree (including ADTs) and had an enrollment in the selected year.



Las Positas College Students Who Earned an Associate Degree (including ADTs)



Las Positas College Vision for Success Goal 2

Metric 2A: Increase All Students Who Earned an Associate Degree for Transfer

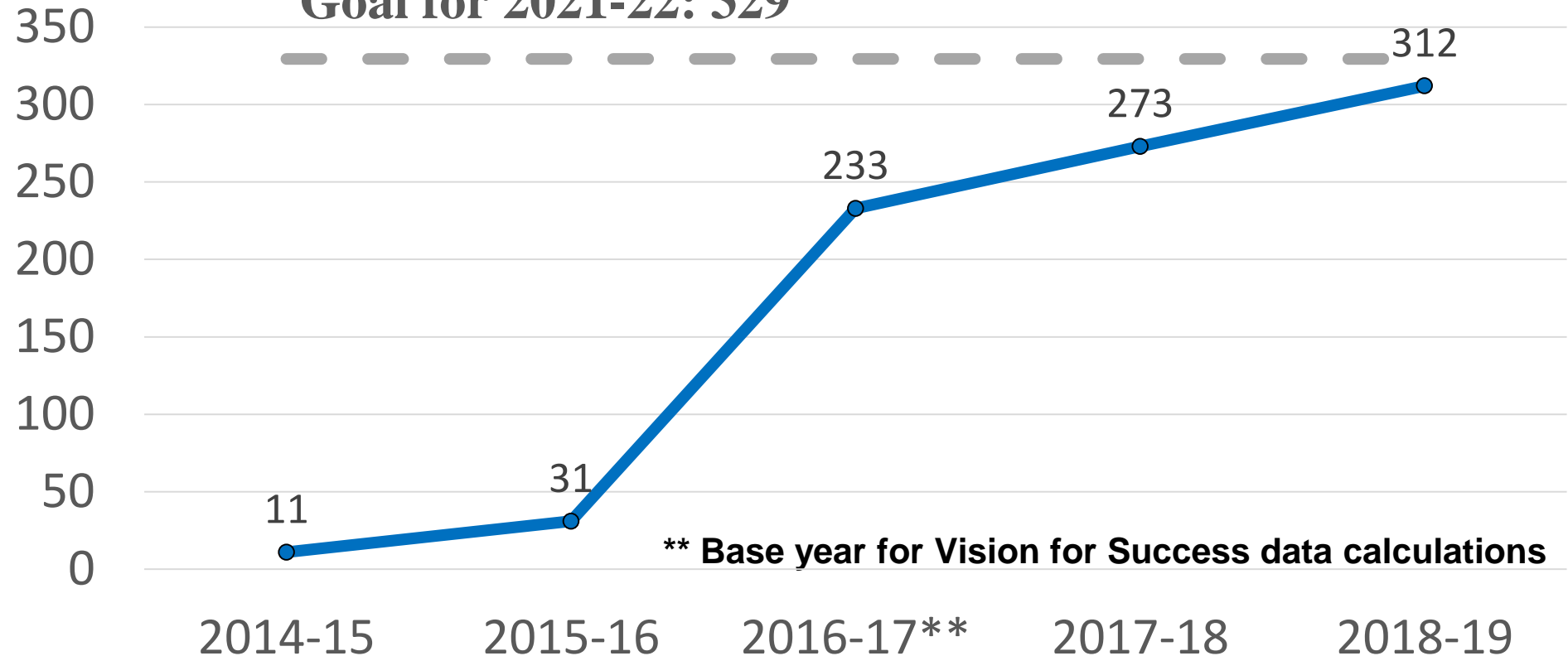
- *Las Positas College:* By 2022, **increase by 35%** (from **244** in 2016-17 to **329** in 2021-22) among all students, the number who earned an associate degree for transfer in the selected year.



Las Positas College Annual Headcount of Students Who Earned ADTs



Goal for 2021-22: 329



Las Positas College Vision for Success Goal 3

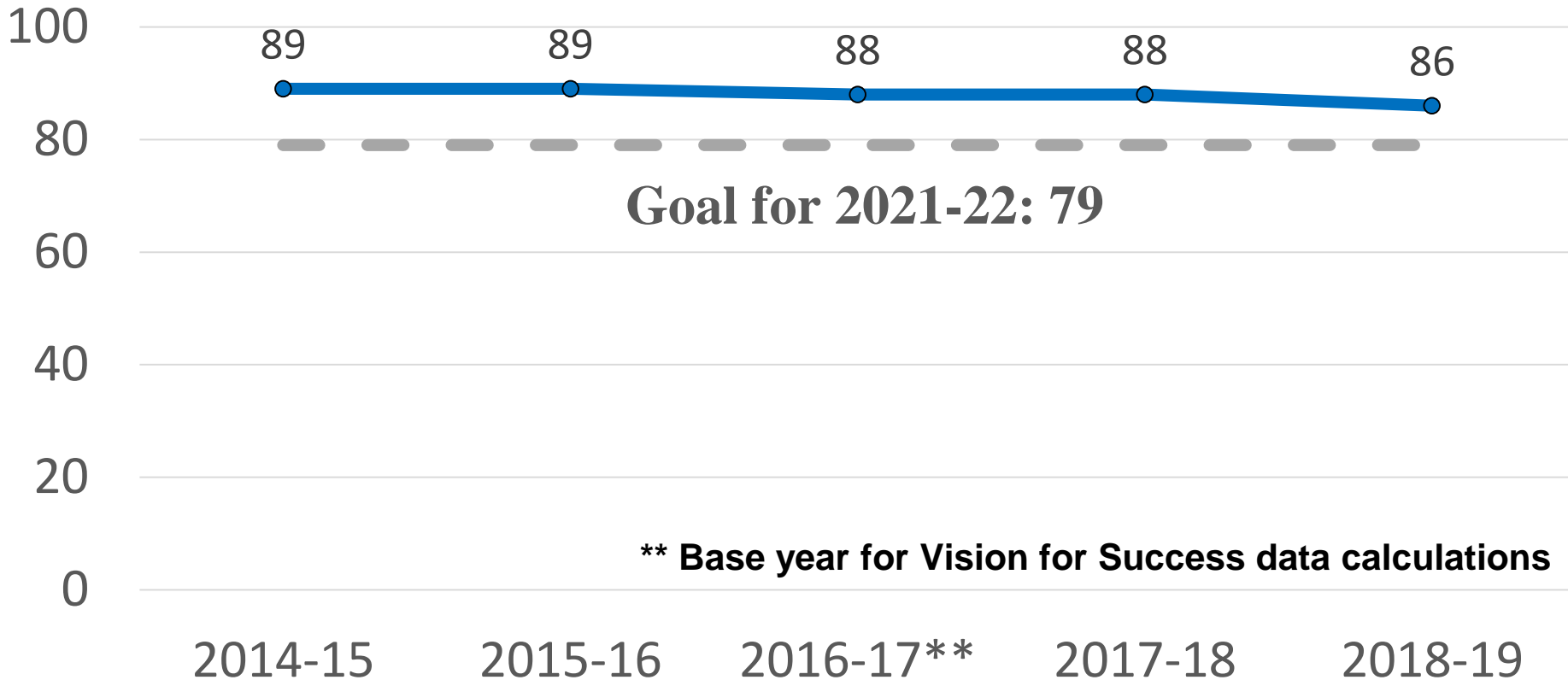


Metric 3A: Decrease Average Number of Units Accumulated by Associate Degree Earners

- *Las Positas College: By 2022, decrease* among all students who earned an associate degree in the selected year, **the average number of units earned in the California community college system** (among students who had completed at least 60 units at any community college) **from 83 units in 2016-17 to 79 units in 2021-22.**



Las Positas College Average Units Accumulated by Associate Degree Earners



Las Positas College Vision for Success Goal 4

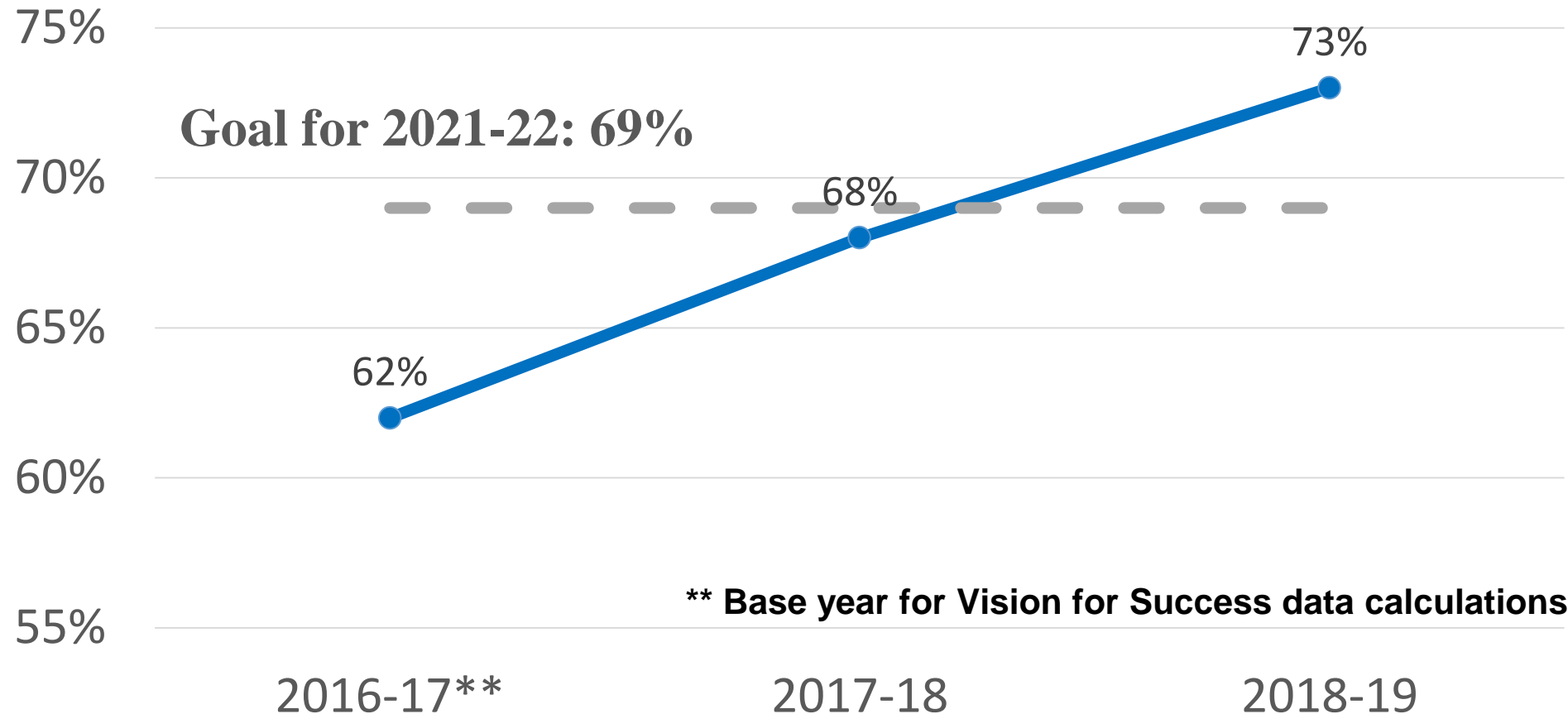


Metric 4C: Increase All Students with a Job Closely Related to Their Field of Study

- *Las Positas College:* By 2022, **increase** among all students who responded to the CTE Outcomes Survey and did not transfer, the proportion who reported that they are working in a job very closely or closely related to their field of study **from 66% in 2016-17 to 69% in 2021-22.**



Las Positas Percentage Employed in Job Closely Related to Field of Study



LPC's Vision for Success Goals

- **Equity Goals:**

- **Metric 5.1A:**

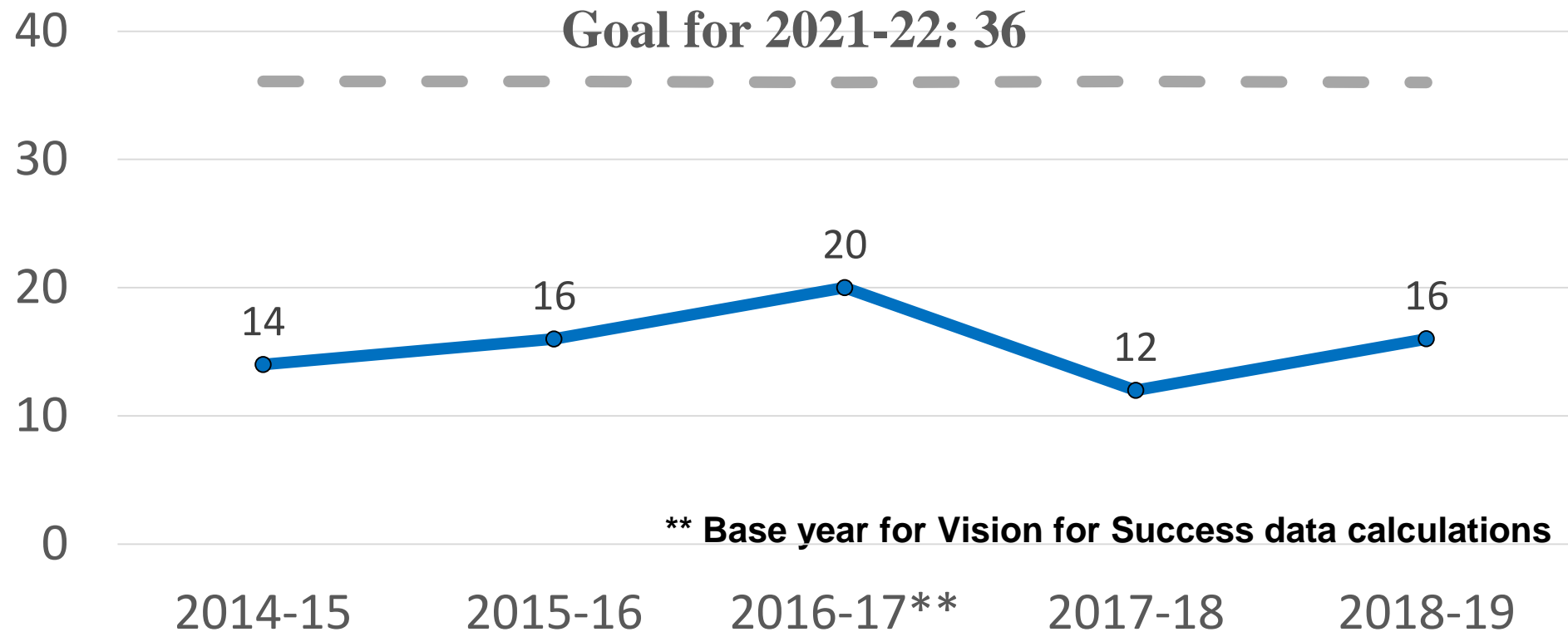
- Increase *Black or African American Students* who earn an Associate Degree (including ADTs) from 22 in 2016-17 to 36 in 2021-22
 - Increase *Asian American Students* who earn an Associate Degree (including ADTs) from 73 in 2016-17 to 96 in 2021-22

- **Metric 5.2A:**

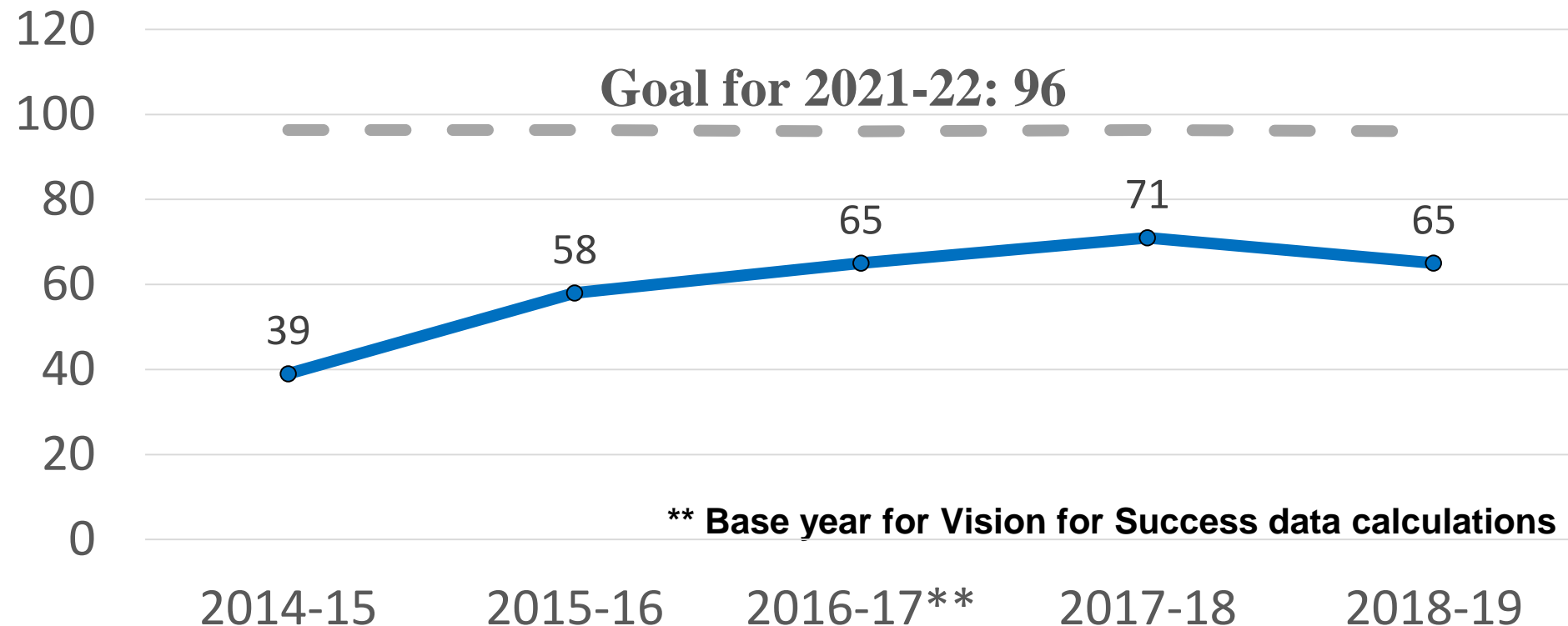
- Increase *Black or African American Students Who Earned an Associate Degree for Transfer* from 10 in 2016-17 to 14 in 2021-22



Las Positas Black Students Who Earned an Associate Degree (Including ADTs)



Las Positas Asian American Students Who Earned an Associate Degree (Including ADTs)



Las Positas Sample of Projects that Address Vision for Success Goals

Sample Projects/Initiatives	Completion (Degree/cert)	Transfer	Reduce Units	Workforce	Equity
Guided Pathways - Creating paths, getting & keeping students on their paths, and ensuring students learning	X	X	X	X	X
AB705 – Increasing success in transfer English and math	X	X	X		X
Learning Communities – Increasing learning & support	X	X			X
Strong Workforce – Developing workforce opportunities & lifting low-wage workers into living-wage jobs	X			X	



District-Wide Sample of Projects that Address Vision for Success Goals

Sample Projects/Initiatives	Completion (Degree/cert)	Transfer	Reduce Units	Workforce	Equity
East Bay College Agile Network (EBCAN)	X	X	X		X
Year to Career (Y2C)	X		X	X	X



Questions?

