

College Day

2023 - 2024



Welcome

President Foster

State of the
College

President Foster

Academic
Services Update

VP Ho

Student
Services Update

VP Wilson

Administrative
Services Update

VP Raichbart

College
Updates

President Foster



Congratulations!



Thank you to Chabot College & CLPCCD Office

- 2023 Chancellor Award Recipients
- 2023 Unity Award Recipients
- Academic Senate Award Recipients
- Classified Professional of the Year Recipient
- Reed L. Buffington Award Recipient

Las Positas College



Thank you!

Sheri Moore

Executive Assistant

Office of the College President

Angelica Cazarez

Senior Administrative Assistant

Office of the College President

Las Positas College



- Anette Raichbart, Ed.D., Vice President of Administrative Services
- Jeanne Wilson, Ed.D., Vice President of Student Services
- Nan Ho, Ph.D., Vice President of Academic Services

- Amy Mattern, Dean – Arts and Humanities
- Stuart McElderry, Ph.D., Dean – Business, Social Science, and Learning Resources
- Tom Orf, Ph.D. Interim Dean – Science, Technology, Engineering & Mathematics
- Kevin Kreamer, Dean – Public Safety, Advanced Manufacturing, Transportation, Health, and Kinesiology
- Tamica Ward, Dean of Enrollment Services
- Joel Gagnon, Dean of Student Services

Las Positas College



- Shawn Taylor, Director of Student Equity and Success
- Christopher Crone, Director of Disabled Student Programs & Services
- Rajinder Samra, Director of Research & Planning
- Vicki Shipman, Project Manager, Career Technical Education (CTE) Program
- Stephany Chavez, Director, Child Development Center
- Kenneth Cooper, Executive Director, Las Positas College Foundation
- Emerald Templeton, Educational Partnerships Project Manager
- Stephen Gunderson, Manager, College Technology Services
- Vacant, Public Safety Programs Manage

Las Positas College



- **FA Leadership**
- **SEIU leadership**
- **Senate Leaderships**

Las Positas College



ASPEN PRESIDENTIAL FELLOWSHIP

 THE ASPEN INSTITUTE

The College Excellence Program selected 24 presidents for the 2022-23 Aspen New Presidents Fellowship. They are among the nation's most promising community college leaders—committed to taking risks, building partnerships, and setting a bold vision to advance equitable student outcomes.

Las Positas College



My Commitment:

- Establish a strategic vision for our college supported by external partnerships
- Take strategic risks to advance access, equity and student success
- Raise and allocate resources in ways aligned with our strategic vision and in support of student success
- Create lasting change at LPC that support our employees and students

Las Positas College



My Commitments:

- Aspen Presidential Fellowship
- African American Male Education Network & Development (A²MEND), Board Member
- California Community Colleges, Black CEOs & AAPI CEOs
- Alameda County Workforce Development Board, Member
- Innovation Tri-Valley (ITV), Executive Board Member
- Las Positas College Foundation, Executive Board Member
- Livermore Valley Performing Arts, Board Member

I Need Your Help



**Raise and allocate resources in ways
aligned with our strategic vision and
in support of student success**

Focus on Unrestricted Revenue



Circle of Excellence

Circle of Excellence members are special friends and supporters of Las Positas College who are uniquely committed to student success.

Circle of Excellence donors make a minimum \$1,000 unrestricted gift to help the foundation respond to the colleges' most critical unmet needs in striving to achieve significant institutional goals and strategic priorities directly related to student success.

Circle of Excellence members play a vital role in cultivating the legacy of excellence at Las Positas College and supporting the college's mission, vision & values.





Circle of Excellence Annual Membership Levels/Benefits

- Supporter: \$1,000
- Ambassador: \$2,500
- Advocate: \$5,000
- Champion: \$10,000
- Visionary: \$20,000+





The Goal: 100% Employee Contribution to the LPC Foundation

One-time or Reoccurring (\$5.00 or more)



State of the College

Dr. Dyrell Foster
President





State of the College



Vision 2030

Equity in Success

- Increase completion of a degree or certificate at a community college with equity.
- Baccalaureate attainment: Increase in baccalaureate attainment with equity.
- Workforce: Earning a living wage metric.



State of the College



Vision 2030

Equity in Access

- Increase with equity, participation/enrollments for dual enrollment, justice involved individuals, veterans, working adults, low-income adults.

Equity in Support

- Increase the number of Pell grant recipients and California College Promise Grant recipients.
- Reduce units to Associate Degree for Transfer completion



State of the College



2023-24 Board Goals

- Culture of diversity, equity, inclusion, accessibility, and belonging
- Opportunities that support workforce development
- Support plans that meet the basic needs of all students
- Effective management and equitable allocations of fiscal resources
- Strategies that attract and retain students
- Focus on vision for success and excellence

LPC Strategic Vision



Excellence and Equity in Student Success & Completion

Excellence: the quality of being outstanding or extremely good

Equity: In college, after college, and for ALL students

Academic and Career Pathways Data

RAJINDER S. SAMRA

Director of Research, Planning, and Institutional Effectiveness

College Day

August 15, 2023

Student Data

Students who have Las Positas College as their 'Home College' and are enrolled at the college.

E.g., Fall 2022 = 6,089 Students

Academic and Career Pathways

- Advanced Manufacturing and Transportation
- Business, Economics, Entrepreneurship, & Information Technology
- Health, Wellness, & Public Safety
- Language, Literature, and Communications Studies
- Science, Technology, Engineering, Math, & Environment
- Society, Culture, & Human Development
- Visual Arts, Performing Arts, and Design

Academic and Career Pathways Data

Las Positas College

College-Wide
Key Demographics and Outcomes
Fall 2018 to Fall 2022

	Fall 18		Fall 19		Fall 20		Fall 21		Fall 22	
	Num	Pct	Num	Pct	Num	Pct	Num	Pct	Num	Pct
Gender										
Female	4,340	50%	4,344	51%	4,050	53%	3,398	52%	3,110	51%
Male	4,203	48%	4,018	47%	3,398	45%	3,035	46%	2,832	47%
Other/Decline to State	166	2%	179	2%	147	2%	122	2%	147	2%
Total	8,709	100%	8,541	100%	7,595	100%	6,555	100%	6,089	100%
Race-Ethnicity										
African American	336	4%	313	4%	283	4%	245	4%	220	4%
Asian American	1,478	17%	1,584	19%	1,391	18%	1,209	18%	1,196	20%
Filipino	428	5%	371	4%	359	5%	325	5%	288	5%
Latino	2,665	31%	2,517	29%	2,266	30%	1,942	30%	1,837	30%
Native American	12	<1%	12	<1%	16	<1%	12	<1%	17	<1%
Pacific Islander	41	<1%	45	1%	39	1%	30	<1%	22	<1%
White	3,085	35%	2,845	33%	2,532	33%	2,139	33%	1,921	32%
Multi-Ethnic	588	7%	629	7%	563	7%	535	8%	490	8%
Unknown	76	1%	225	3%	146	2%	118	2%	98	2%
Total	8,709	100%	8,541	100%	7,595	100%	6,555	99%	6,089	100%
Age Distribution										
19 or younger	3,076	35%	3,051	36%	2,890	38%	2,619	40%	2,565	42%
20-21	1,687	19%	1,674	20%	1,443	19%	1,254	19%	1,092	18%
22-24	1,210	14%	1,171	14%	979	13%	811	12%	739	12%
25-29	981	11%	907	11%	844	11%	670	10%	489	8%
30-39	876	10%	823	10%	674	9%	611	9%	573	9%
40-49	515	6%	542	6%	437	6%	348	5%	365	6%
50 or older	364	4%	373	4%	328	4%	242	4%	266	4%
Total	8,709	100%	8,541	100%	7,595	100%	6,555	100%	6,089	100%
Unit Load										
Full-time 15 or more units	1,212	14%	1,186	14%	1,042	14%	963	15%	929	15%
Full-time 12-14.5 units	2,135	25%	2,088	24%	1,805	24%	1,567	24%	1,450	24%
Part-time 6-11.5 units	3,441	40%	3,241	38%	2,929	39%	2,476	38%	2,153	35%
Part-time 0.5-5.5 units	1,921	22%	1,940	23%	1,673	22%	1,498	23%	1,462	24%
Non-credit units only	0	0%	86	1%	146	2%	51	1%	95	2%
Total	8,709	100%	8,541	100%	7,595	100%	6,555	100%	6,089	100%
Enrollment Status										
First time any college	1,643	19%	1,723	20%	1,585	21%	1,367	21%	1,454	24%
First time transfer	913	10%	707	8%	510	7%	405	6%	459	8%
Returning	667	8%	601	7%	512	7%	460	7%	492	8%
Continuing	5,192	60%	5,166	60%	4,655	61%	4,068	62%	3,422	56%
In High School	294	3%	344	4%	333	4%	255	4%	262	4%
Total	8,709	100%	8,541	100%	7,595	100%	6,555	100%	6,089	100%

Las Positas College

College-Wide
Key Demographics and Outcomes
Fall 2018 to Fall 2022

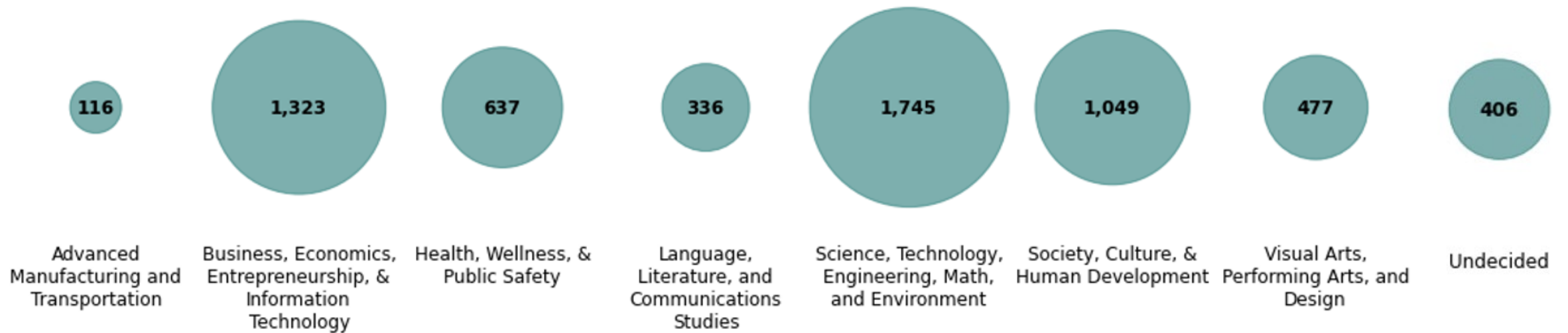
	Fall 18		Fall 19		Fall 20		Fall 21		Fall 22	
	Num	Pct	Num	Pct	Num	Pct	Num	Pct	Num	Pct
Educational Goal										
Transfer (with/without Associate)	5,588	64%	5,440	64%	5,052	67%	4,423	67%	4,057	67%
Associate Degree Only	509	6%	507	6%	451	6%	414	6%	366	6%
Certificate/Job Training	1,087	12%	982	11%	823	11%	692	11%	658	11%
Improve Eng/Math Basic Skills	207	2%	249	3%	142	2%	125	2%	143	2%
Personal Development	274	3%	349	4%	269	4%	215	3%	242	4%
Other	106	1%	100	1%	138	2%	63	1%	88	1%
Undecided	909	10%	895	10%	710	9%	616	9%	529	9%
Unknown	29	<1%	19	<1%	10	<1%	7	<1%	6	<1%
Total	8,709	100%	8,541	100%	7,595	100%	6,555	100%	6,089	100%
Student Educational Level										
High School	372	4%	426	5%	386	5%	296	5%	295	5%
Freshman (< 30 units)	4,518	52%	4,287	50%	3,734	49%	3,222	49%	3,140	52%
Sophomore (30-59 un.)	1,791	21%	1,847	22%	1,752	23%	1,570	24%	1,353	22%
Other undergraduate	833	10%	874	10%	864	11%	776	12%	607	10%
Associate degree	314	4%	262	3%	229	3%	176	3%	185	3%
BA/BS or higher deg.	881	10%	845	10%	630	8%	515	8%	509	8%
Total	8,709	100%	8,541	100%	7,595	100%	6,555	100%	6,089	100%
Income Status										
Low income	2,702	31%	2,737	32%	2,459	32%	2,064	31%	1,891	31%
Not low income	6,007	69%	5,804	68%	5,136	68%	4,491	69%	4,198	69%
Total	8,709	100%	8,541	100%	7,595	100%	6,555	100%	6,089	100%
OUTCOMES										
Success Rates										
Success (A,B,C,CR,P)	17,546	72%	17,050	71%	15,680	74%	13,093	71%	12,684	72%
Non-success (D,F,NC,NP,I)	3,134	13%	3,149	13%	1,687	8%	2,047	11%	2,333	13%
Withdrawal (W)	3,524	15%	3,886	16%	3,906	18%	3,196	17%	2,567	15%
Total	24,204	100%	24,085	100%	21,273	100%	18,336	100%	17,584	100%
Persistence Rates (to Spring)										
Persisted	6,360	73%	6,253	73%	5,574	73%	4,586	70%	4,426	73%
Did not persist	2,349	27%	2,288	27%	2,021	27%	1,969	30%	1,663	27%
Total	8,709	100%	8,541	100%	7,595	100%	6,555	100%	6,089	100%
STUDENT EDUCATION PLAN										
Comprehensive Ed Plan										
Comprehensive Ed Plan	3,391	39%	3,243	38%	2,541	33%	2,040	31%	1,983	33%
No Comprehensive Ed Plan	5,318	61%	5,298	62%	5,054	67%	4,515	69%	4,106	67%
Total	8,709	100%	8,541	100%	7,595	100%	6,555	100%	6,089	100%

Note: The data reflects students who selected Las Positas College (LPC) as their home college and were enrolled at LPC.

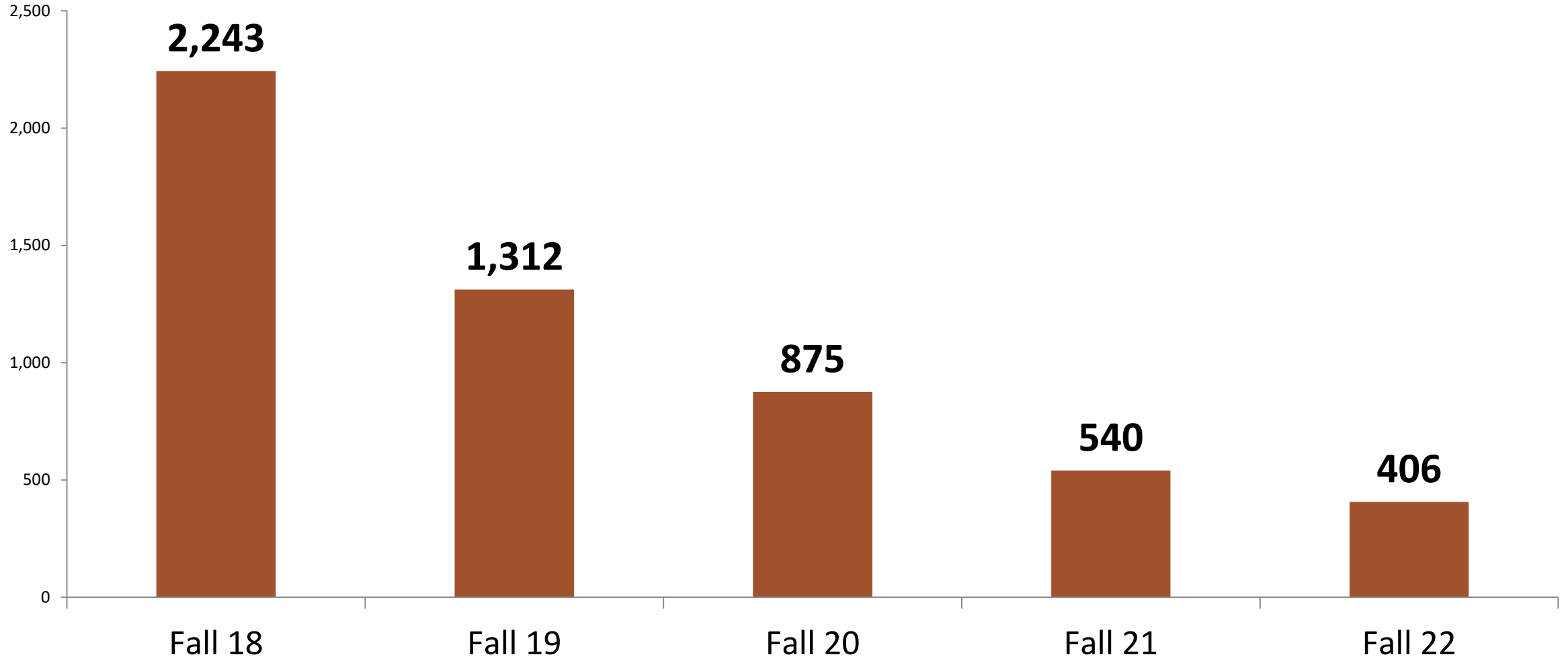
Academic and Career Pathways

Headcount of Students by Pathway

Fall 2022

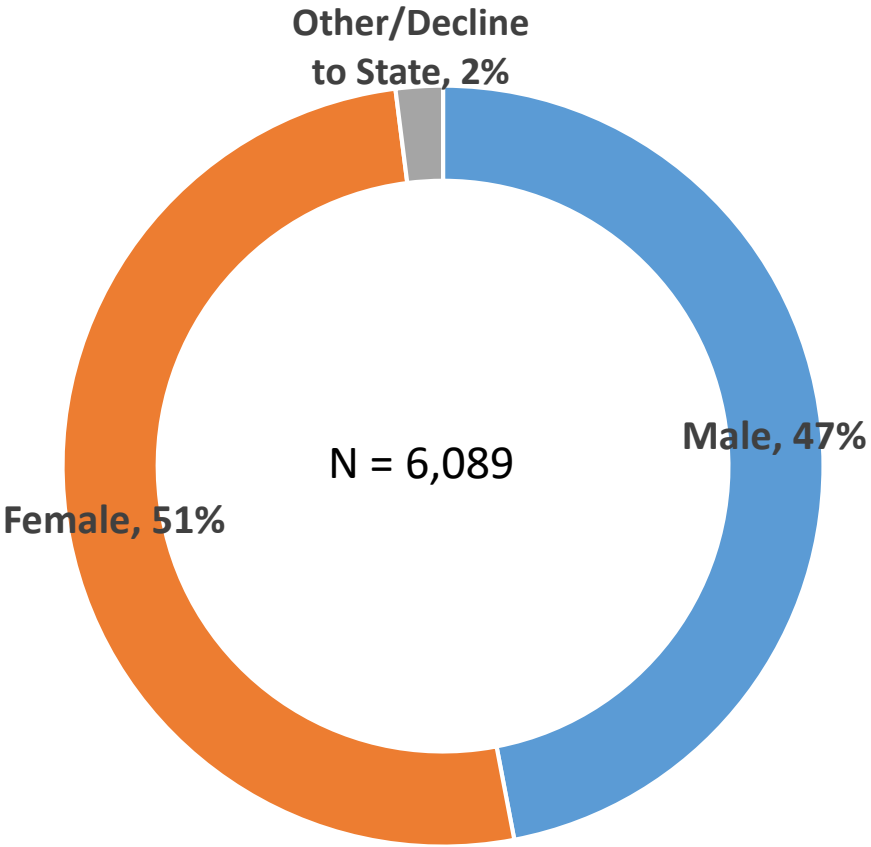


Headcount of Students With Undecided Majors Fall 18 to Fall 22

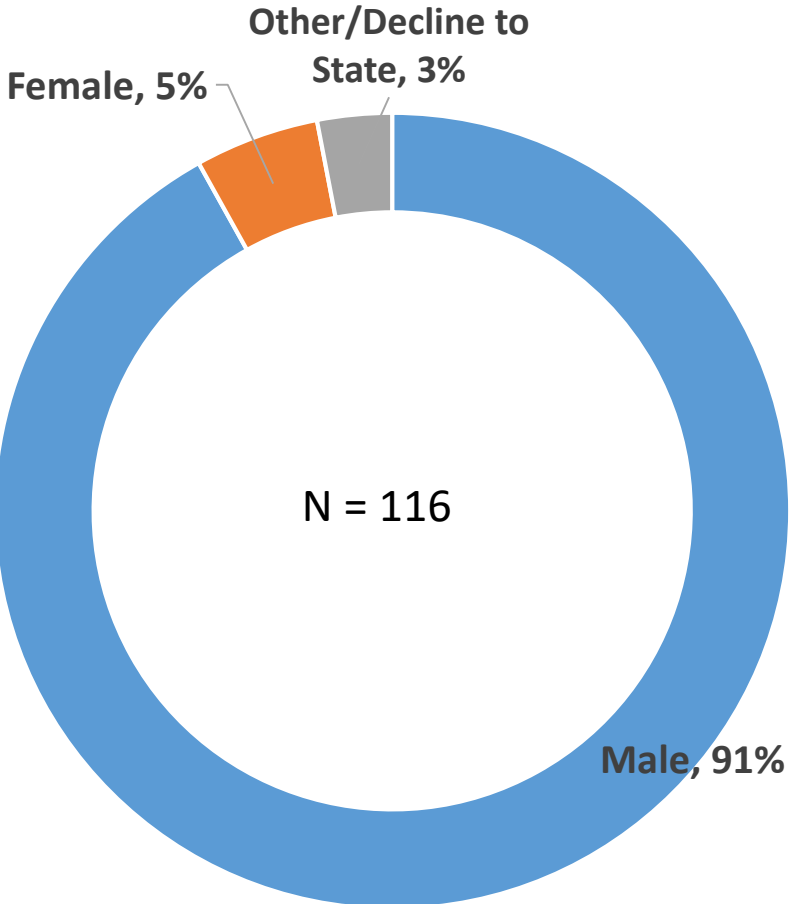


Gender

College-Wide

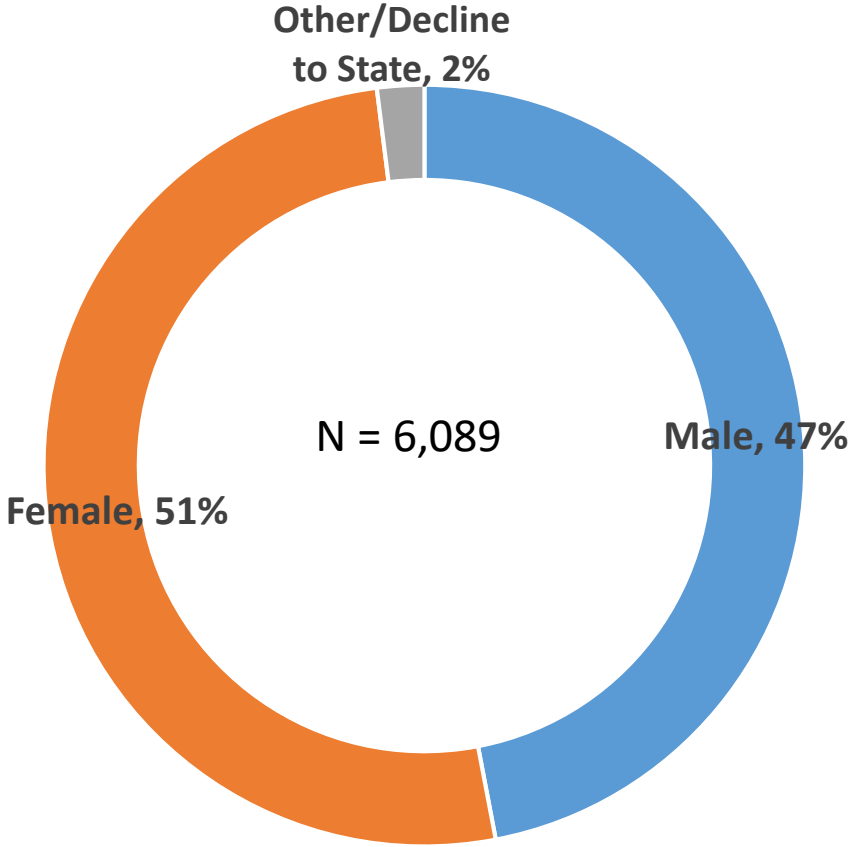


Advanced Manufacturing and Transportation

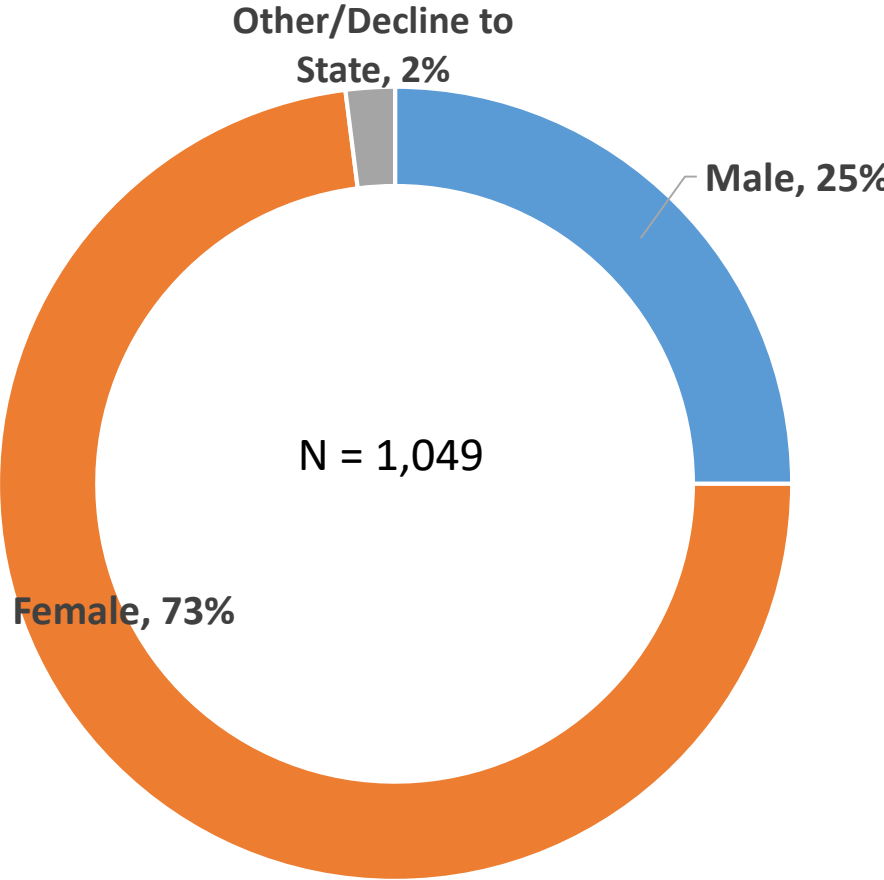


Gender

College-Wide

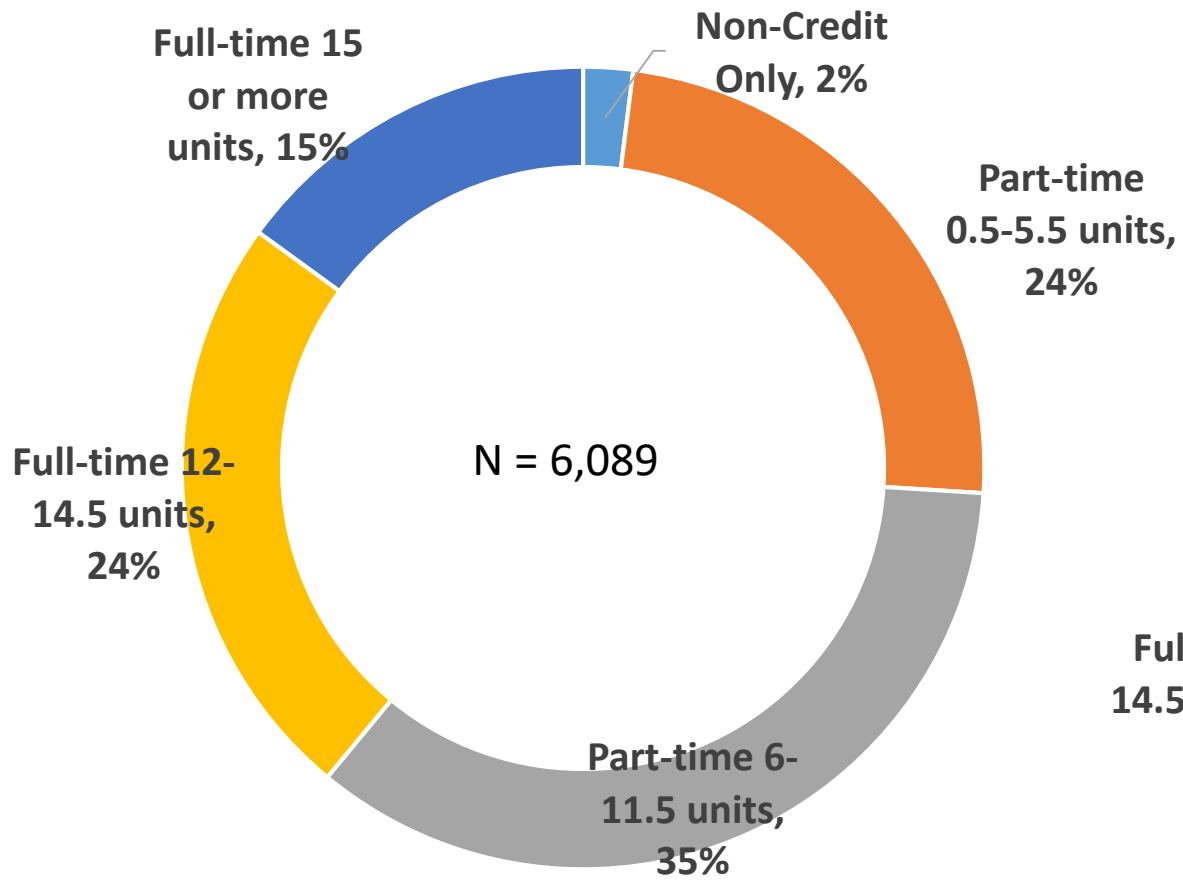


Society, Culture, and Human Development

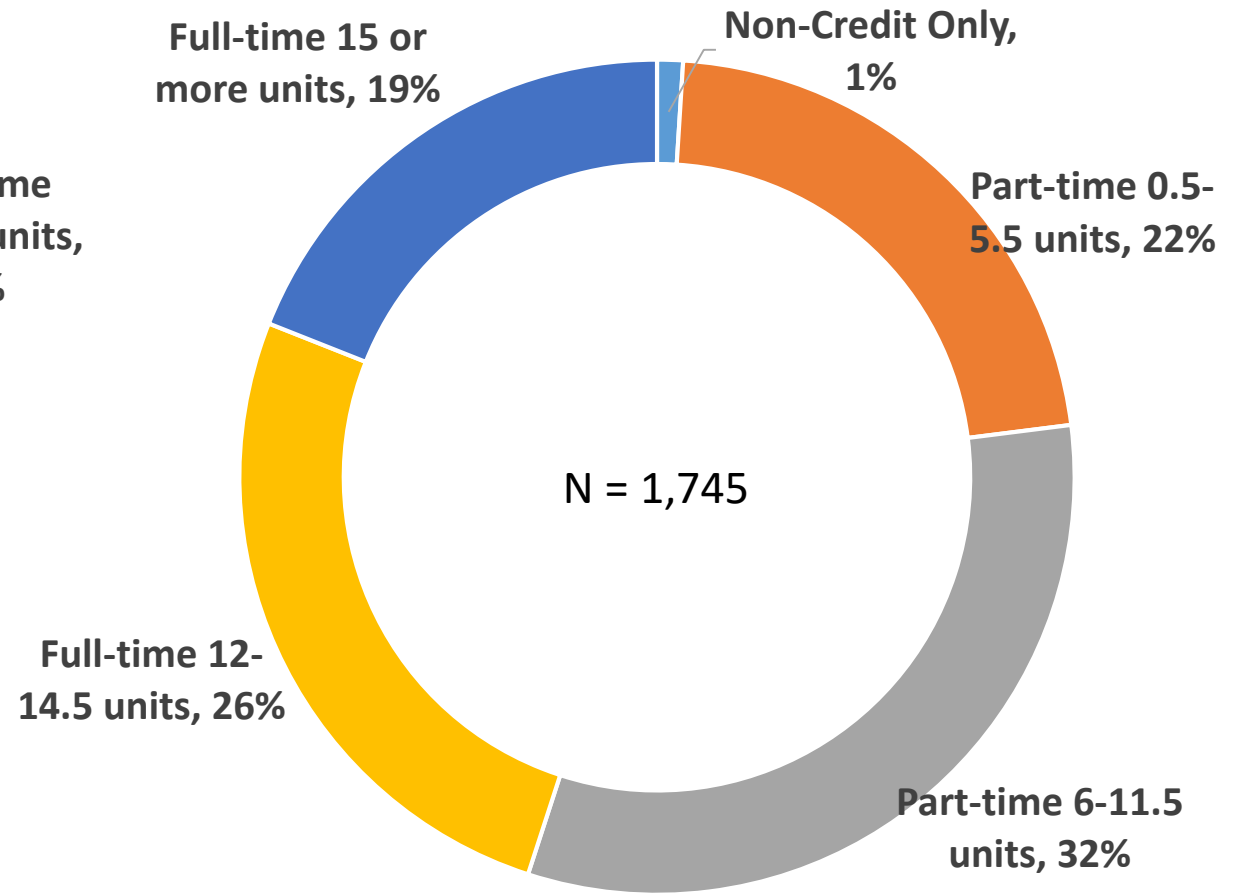


Unit Load

College-Wide

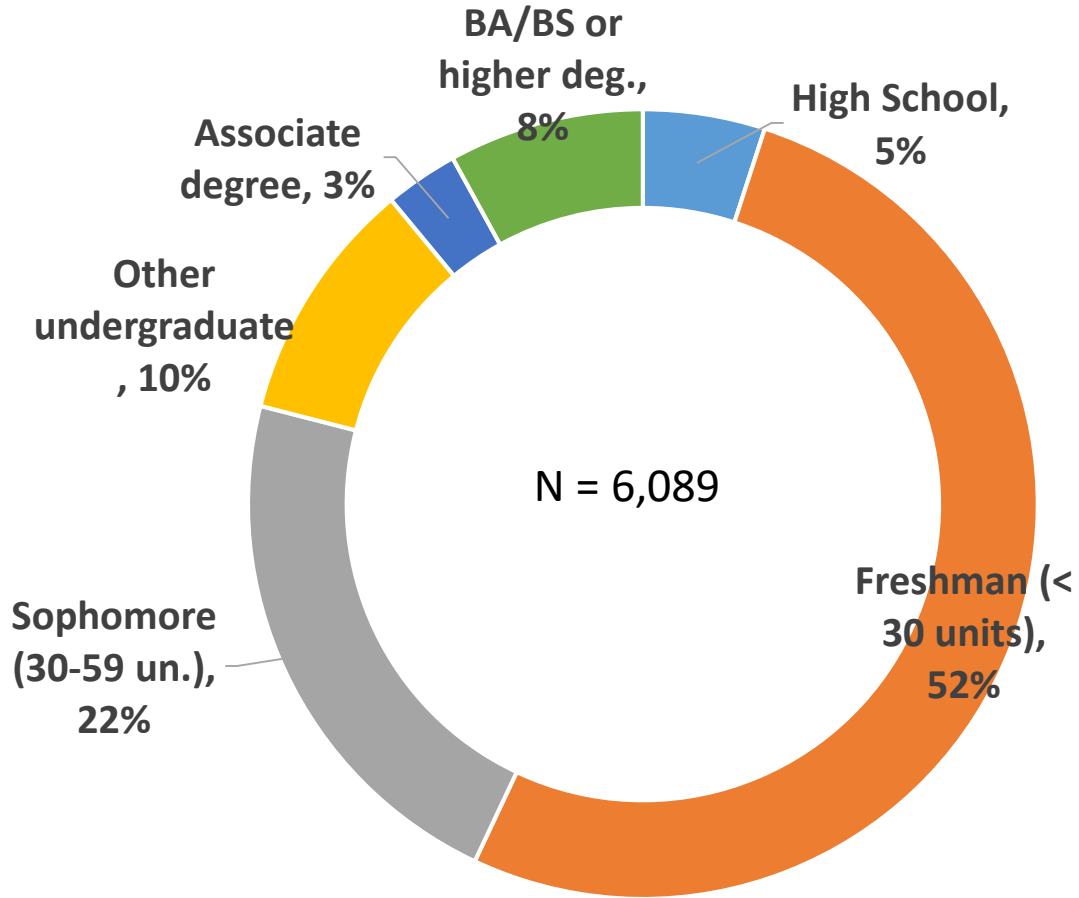


Science, Technology, Engineering, Math, & Environment

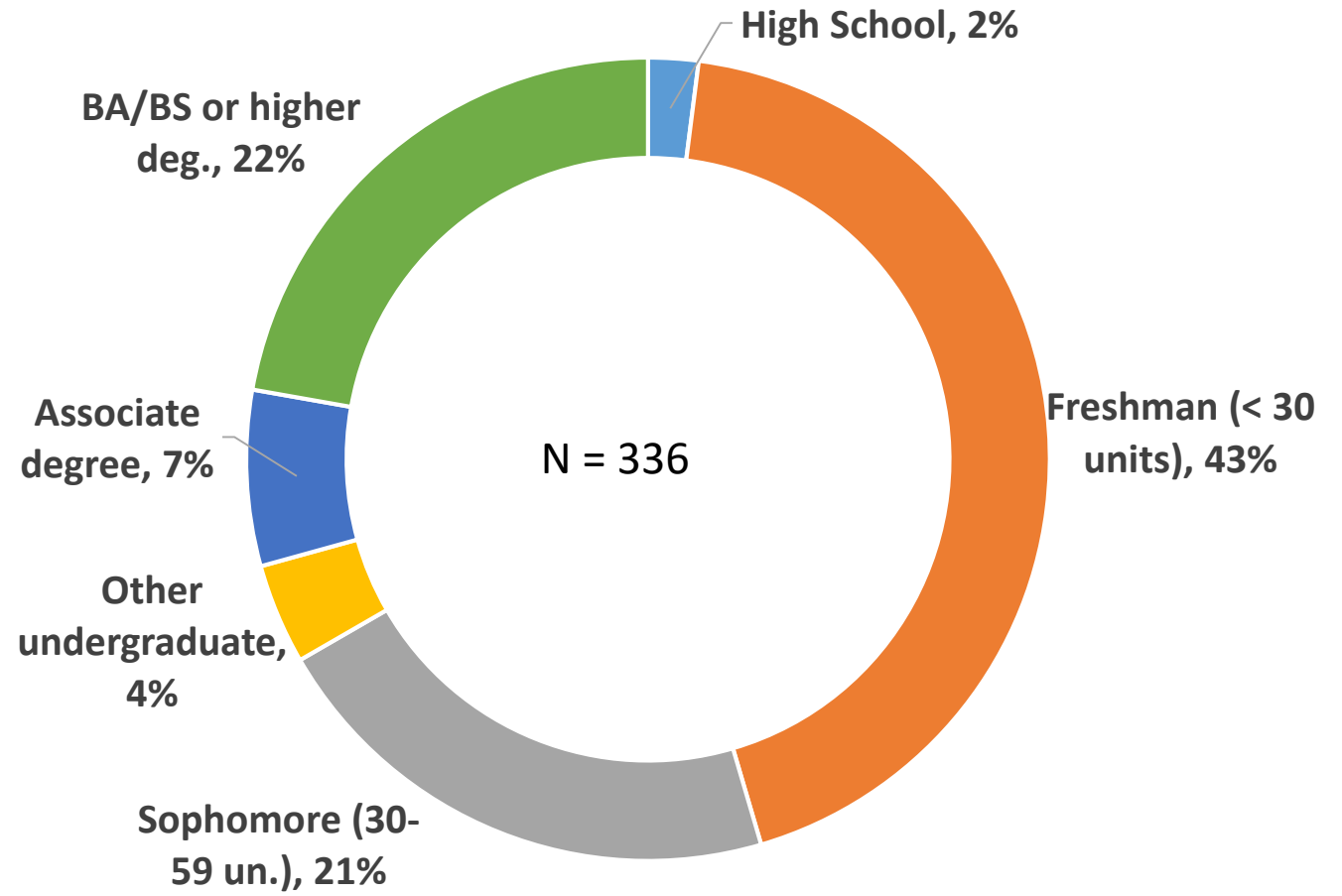


Educational Level

College-Wide

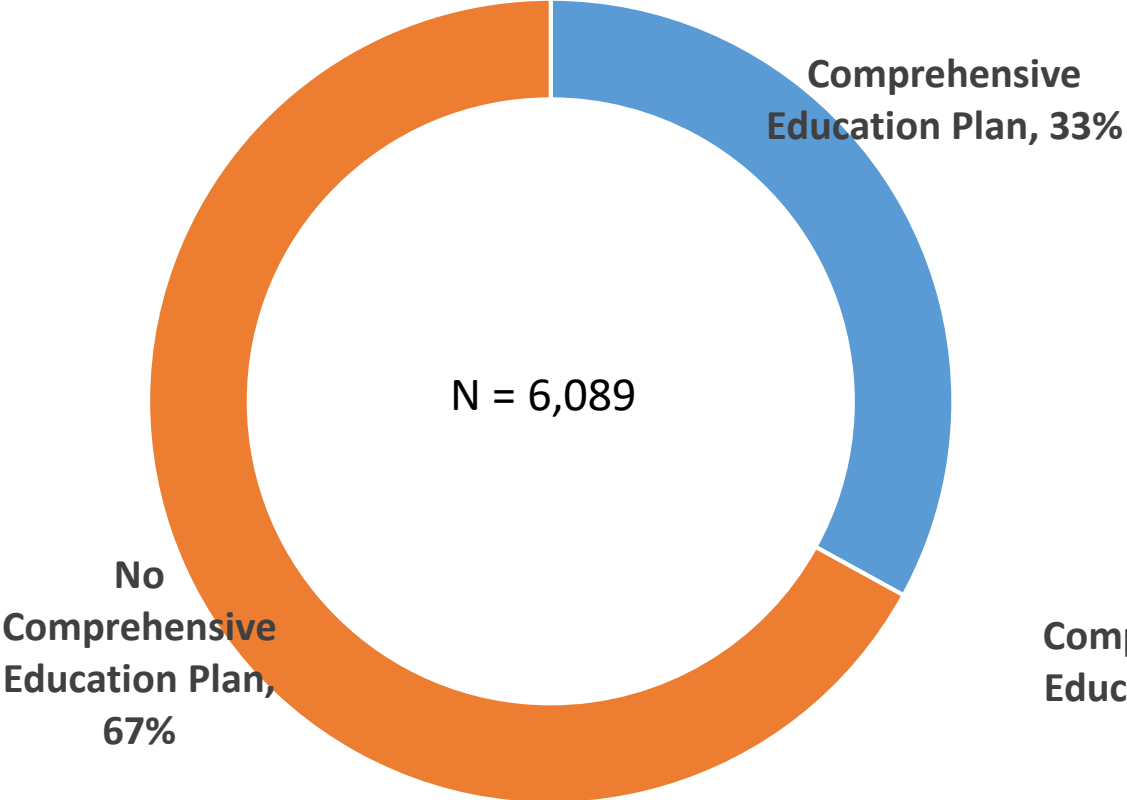


Language, Literature, and Communications Studies

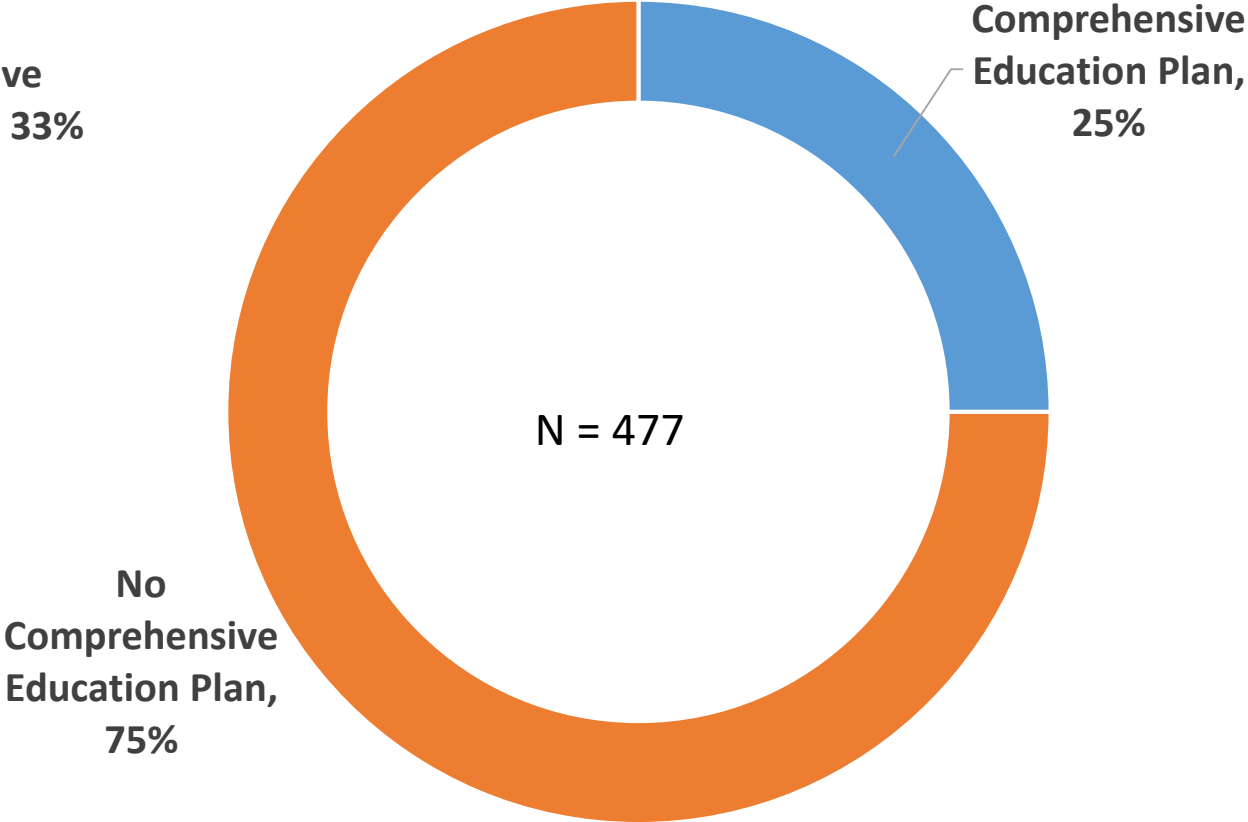


Student Education Plan – Comprehensive

College-Wide

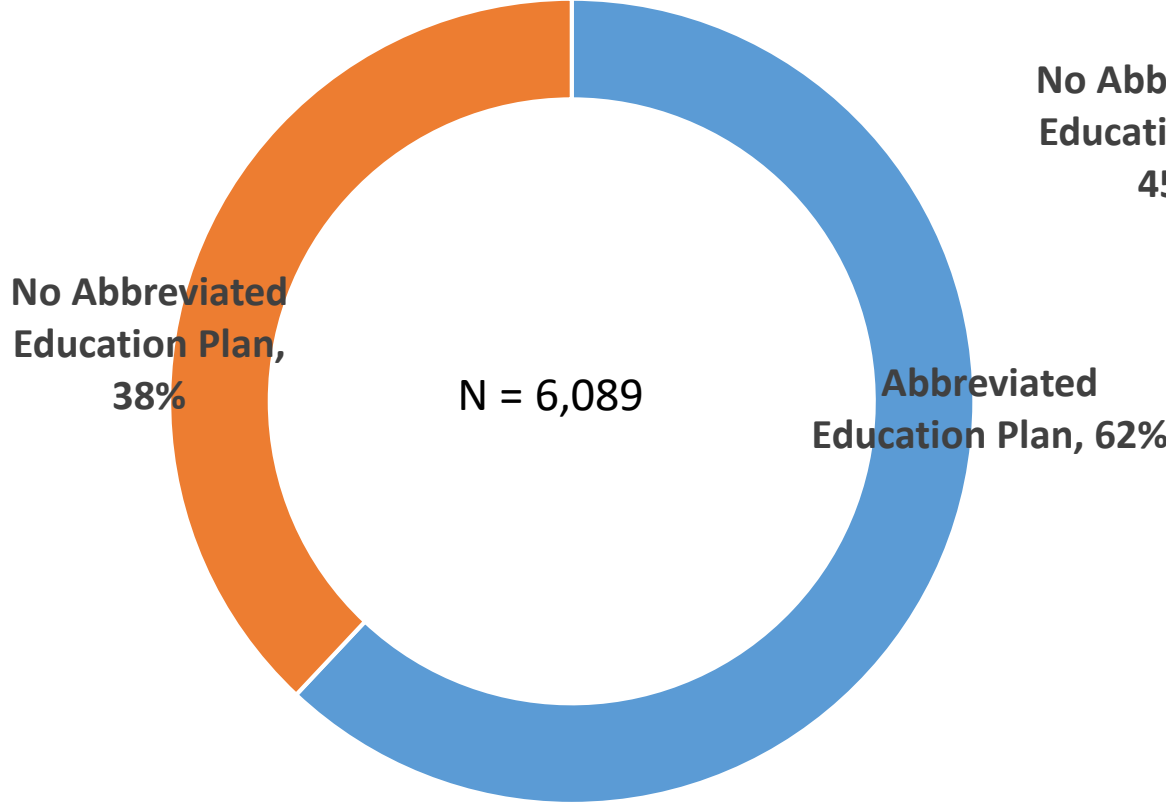


Visual Arts, Performing Arts, and Design

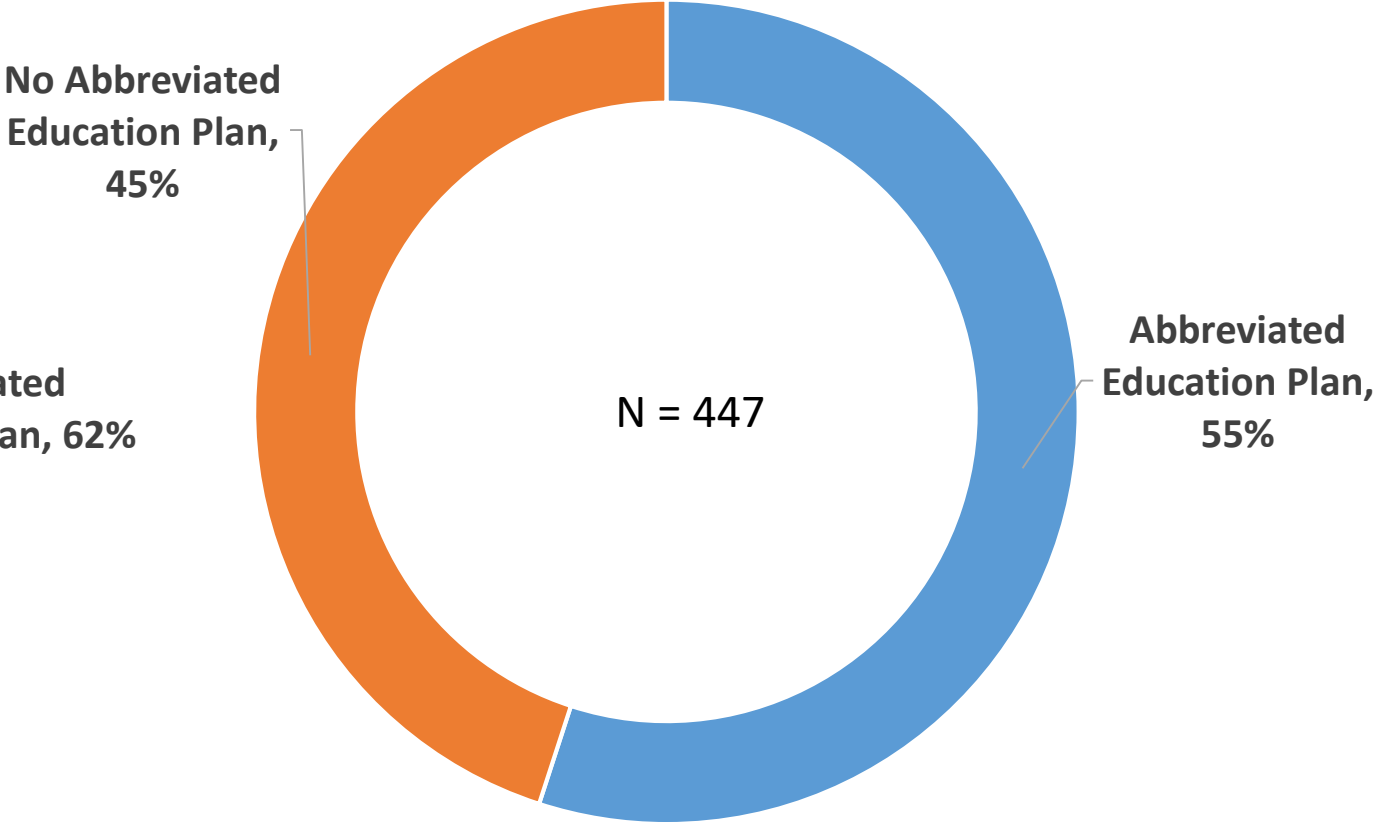


Student Education Plan – Abbreviated

College-Wide

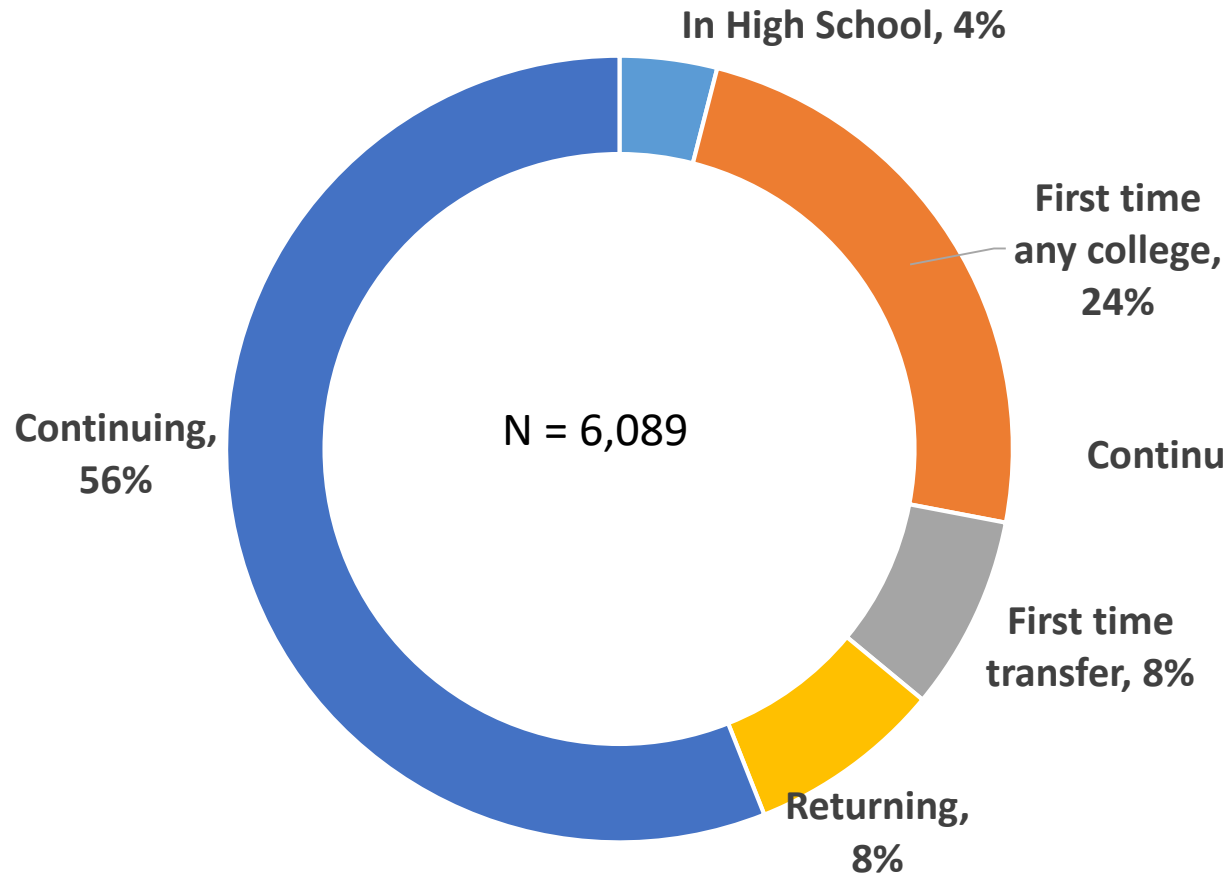


Visual Arts, Performing Arts, and Design

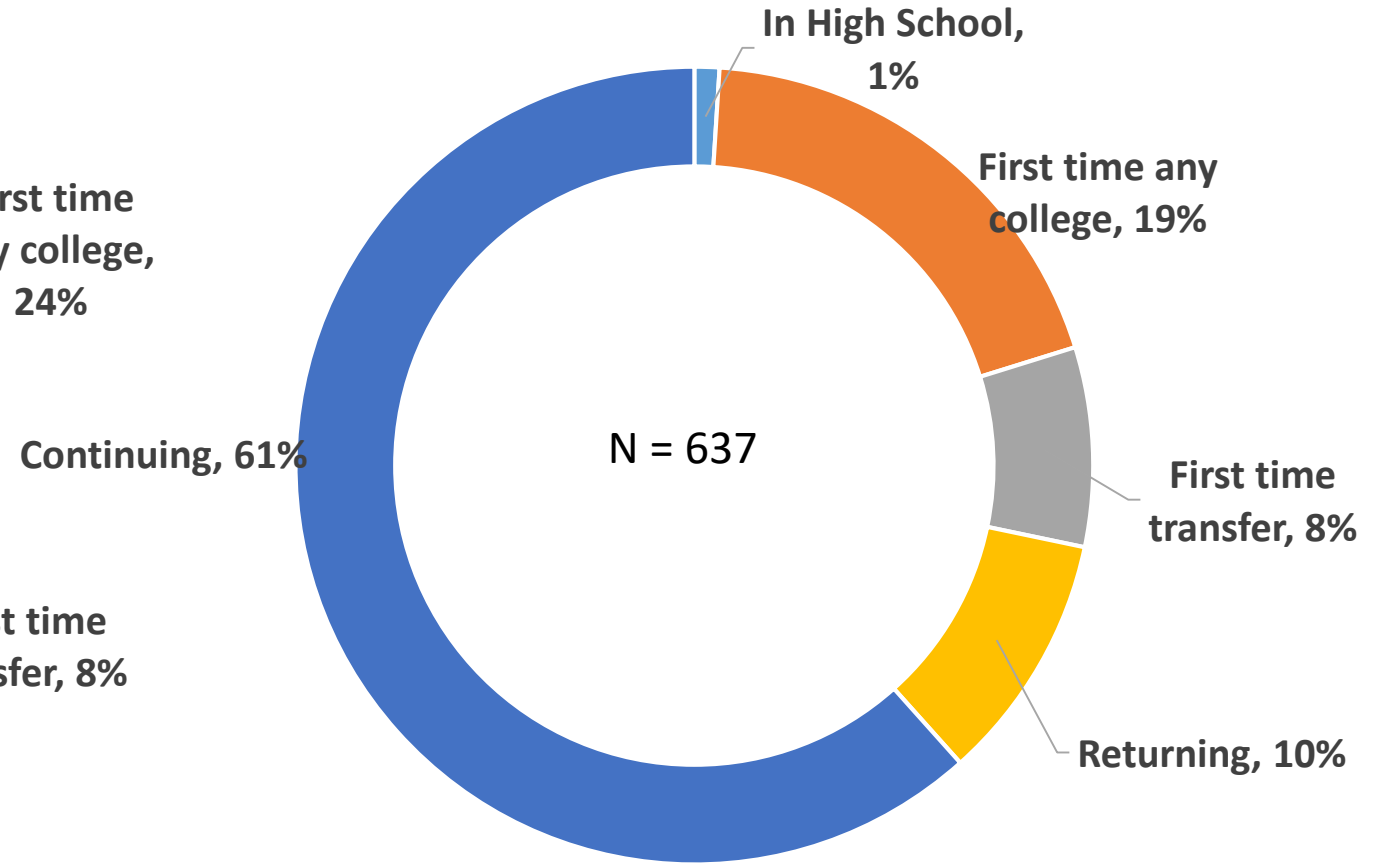


Enrollment Status

College-Wide

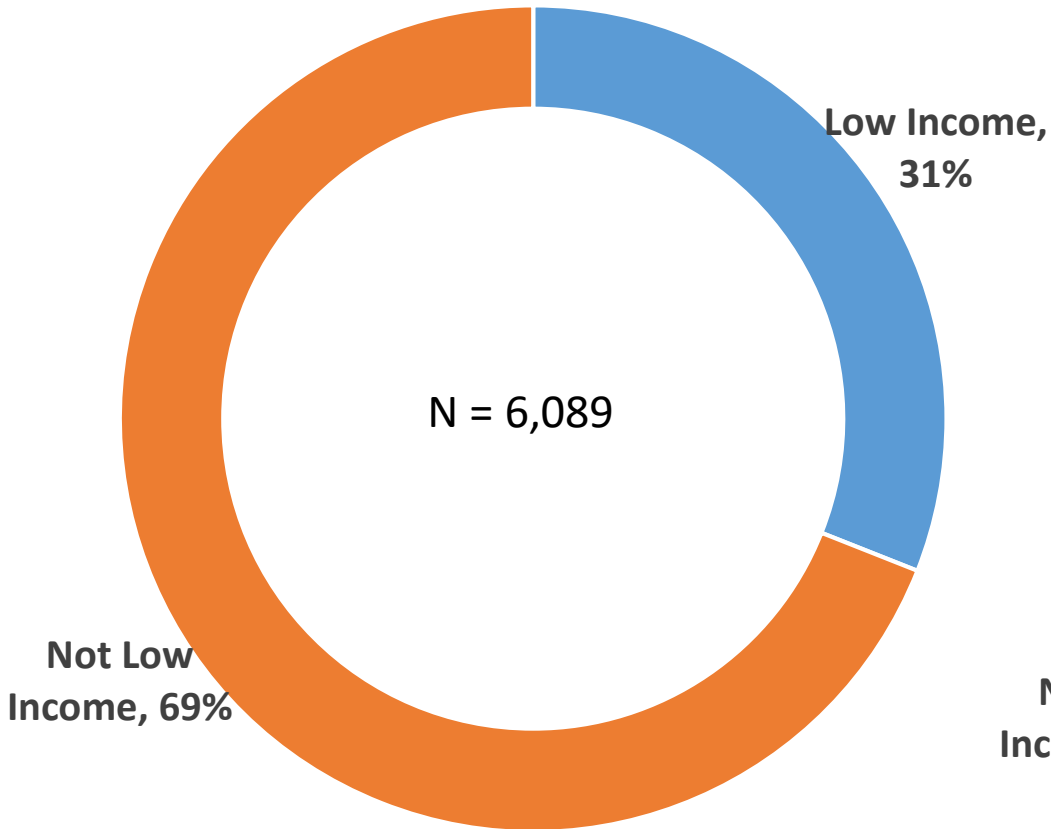


Health, Wellness, & Public Safety

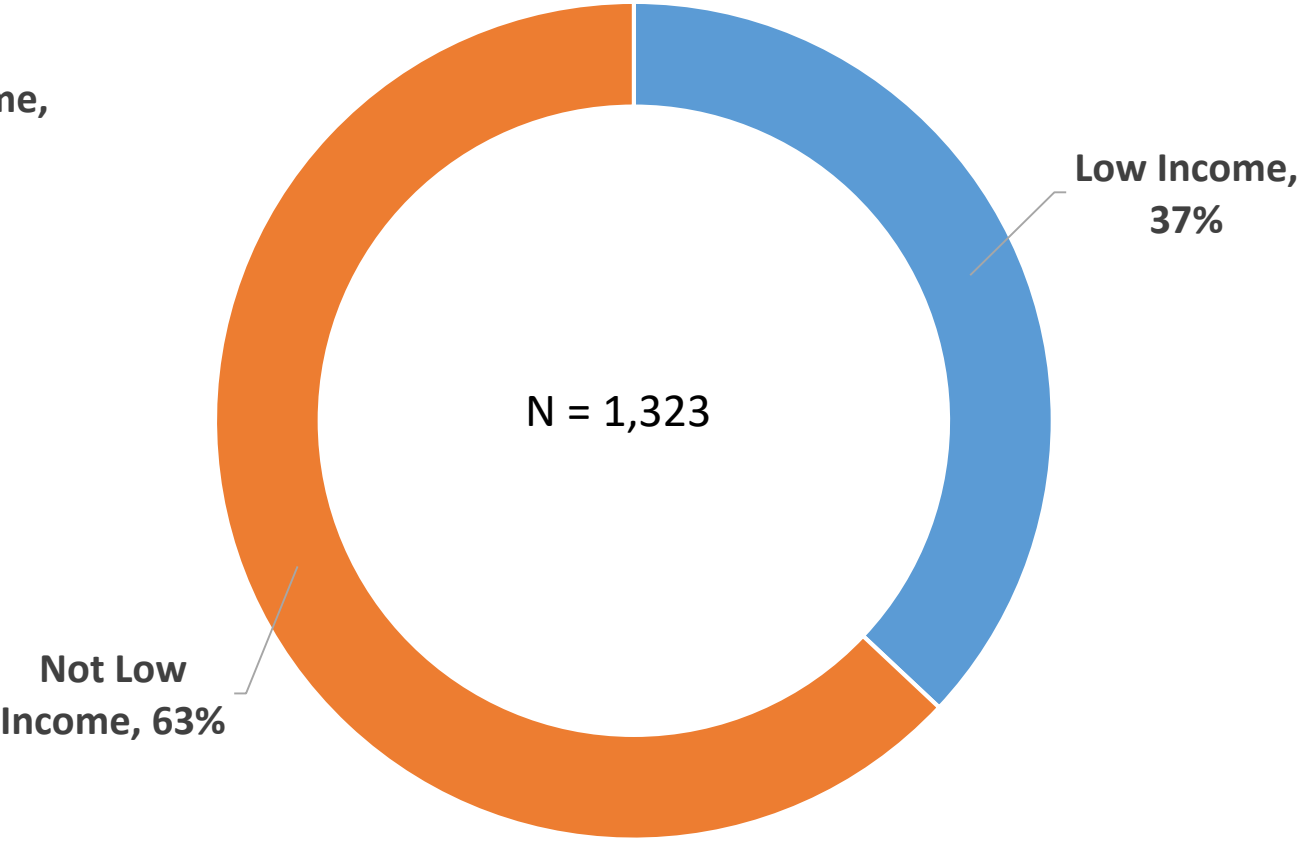


Low Income Status

College-Wide



Business, Economics, Entrepreneurship & Information Technology



Thanks for your time!



LPC Strategic Vision



Excellence and Equity in Student Success & Completion

Excellence: the quality of being outstanding or extremely good

Equity: In college, after college, and for ALL students

LPC Strategic Vision



- **Excellence and Equity in Student Success & Completion**
 - Enhancing the experience of our students
 - Caring Campus initiative (inside and outside of the classroom)
 - Academic & Career Pathways & Student Success Teams
 - AB1705 & AB 928
 - Credit for prior learning
 - Dual Enrollment
 - Worked based learning

LPC Strategic Vision



Excellence and Equity in Student Success & Completion

Student Centered Funding Formula, three calculations:

- **Base allocation:**
 - Enrollment (FTES)
- **Supplemental allocation:**
 - College Promise Grant, Pell Grant & AB 540

LPC Strategic Vision



Excellence and Equity in Student Success & Completion

Student Centered Funding Formula, three calculations:

- **Student success allocation:**
 - associate degrees
 - credit certificates
 - transferring to 4-year colleges & universities/ADTs
 - transfer-level math and English within their first year
 - completing nine or more career education units
 - having attained the regional living wage.

Excellence and Equity in Student Success & Completion



- Assess technology needs for faculty, classified professionals and students, on and off campus, to support teaching and learning and equitable student outcomes for all students
- Engage faculty and classified employees to understand their professional development needs to increase equity in student retention and success

Excellence in Teaching & Learning



Opportunity for you to participate on an insight team:

- Assess technology needs for faculty, classified professionals and students, on and off campus, to support equitable student outcomes for all students

A Post Secondary Student Success Grant: Using Technology to support postsecondary learning by improving student success interventions for underserved students

Excellence in Teaching & Learning



Opportunity for you to participate on an insight team:

- Engage faculty and classified employees to understand their professional development needs to increase equity in student retention and success

Looking for a team to develop a recommendation to me to develop and establish a Teaching and Learning Center at Las Positas College

Academic Services Update



Dr. Nan Ho
Vice President of Academic Services

Academic Services Update



- Enrollment Management by faculty and deans is serving strong student demand
- Program Mapper is fully aligned with curriculum
- College and Career Access Pathways (CCAP) starts this fall
- Academic Services welcomes Community Education
- Spring 2024 schedule production is underway

Academic Services Update



Robust Summer Program

- Camps
 - Interior Design
 - Digital Media Character Design
 - Digital Media Creature Design
 - Summer Jazz Camp
 - Press Pass
 - Biotechnology bootcamp
- Noncredit
 - Geometry
 - Cybersecurity
- Math Jam is thriving




Students Services Update



Dr. Jeanne Wilson
Vice President of Student Services

My Illustrated Pathway Guide



By Fifteen (15) Units



You've picked your classes and got your books. Now it's time to get on your pathway. By your fifteenth (15) unit, you should:



Explore your [Academic & Career Pathway](#).

During this process, you will have met your Pathway Success Team (PST), see your course sequencing, and discover all of the [student supports](#) LPC has to offer.



If you haven't decided on a major/career, there is a [pathway](#) for you!

Want to see careers that align with your interests? Create a [Career Coach](#) profile and share with your Pathway Counselor.



At this point, you need a comprehensive Student Education Plan (SEP). Make an appointment with your [Pathway Counselor](#) to do so.



To better understand your financial aid package, make an appointment with your [Financial Aid Advisor](#).



Tour the [LPC Tutoring Center](#). This is the place where you can get support with any subject.

By Thirty (30) Units



You should create a profile on our job and internship board: [Handshake](#). By doing this, you will stay up-to-date with available vocational opportunities.



Schedule an appointment with our [Career Center](#) (room 1604B). They will help you research and prepare for your career.



Applying for Financial Aid is an annual event. Applications are due by March 2nd of the year. Please remember to complete your [FAFSA](#) or [Dream Act](#) applications before the deadline.



Attending college is more than just academics. Become more connected to the college by joining a [student club](#) or represent your peers by becoming a member of [Student Government](#).



LPC Tuition- FREE

Starting this fall, first-time,
full-time students at LPC
can take classes tuition-free.
See inside for details or visit
www.laspositacollege.edu/freetuition



THERE'S A WORLD OF OPPORTUNITY AT LPC...NOW TUITION-FREE

SCAN TO
LEARN MORE





New to LPC? First generation in your family to attend college? This event is for YOU!

Saturday, August 19, 2023

9:00 - 9:30 AM

- Check-in + Free Continental Breakfast

9:30 AM - 1:00 PM

- Welcome from LPC President
- LPC First Gen Student + Alumni + Staff Panel
- College Success 101
- Math & English Support Programs
- Student Networking + Parent Information Session

PARENTS and CAREGIVERS/ GUARDIANS ARE ALSO INVITED TO ATTEND!

MERTES CENTER FOR THE ARTS, Building 4000
LAS POSITAS COLLEGE, Livermore, CA
Free Parking in Lots A + B

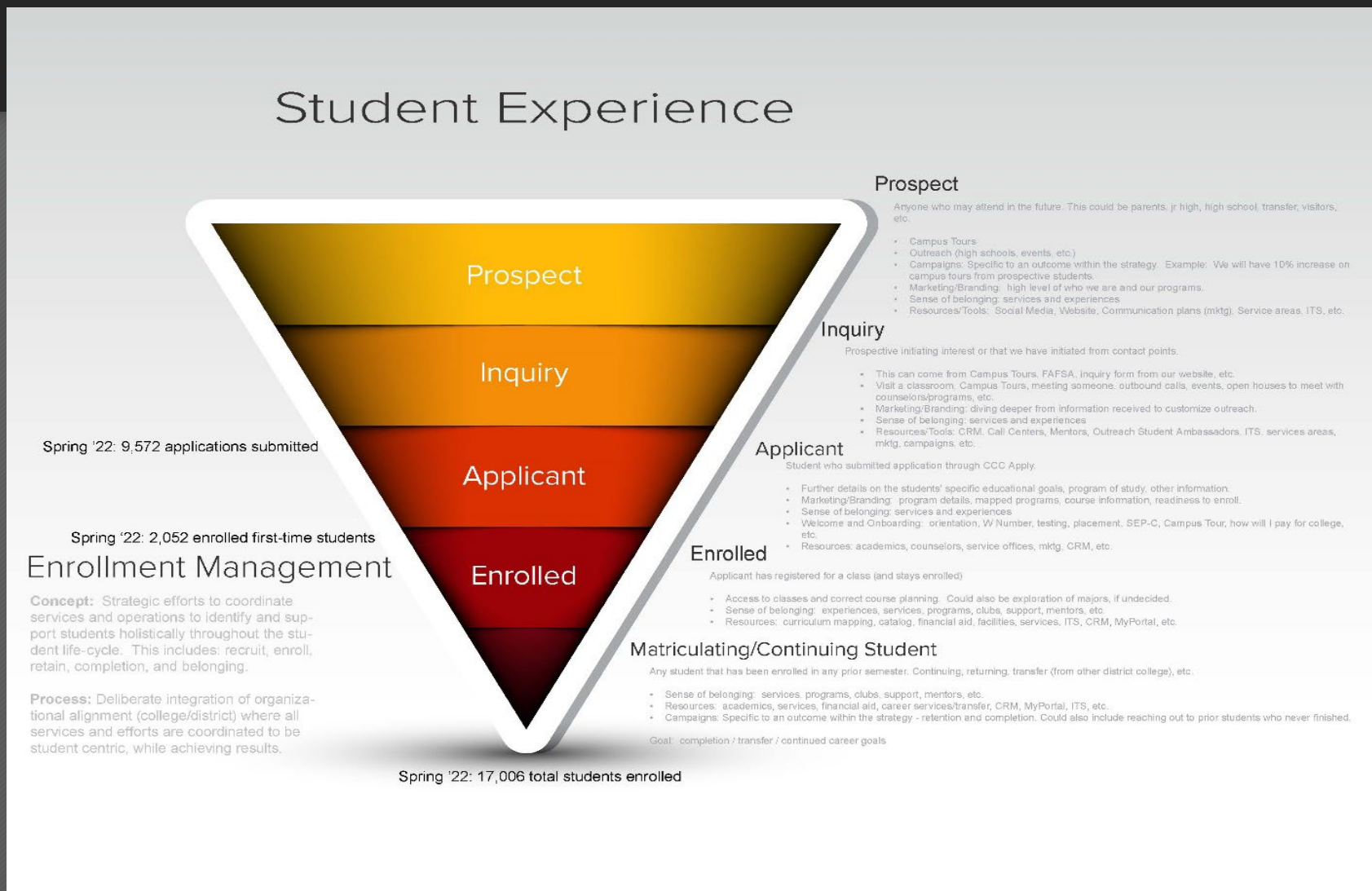
RSVP TODAY!



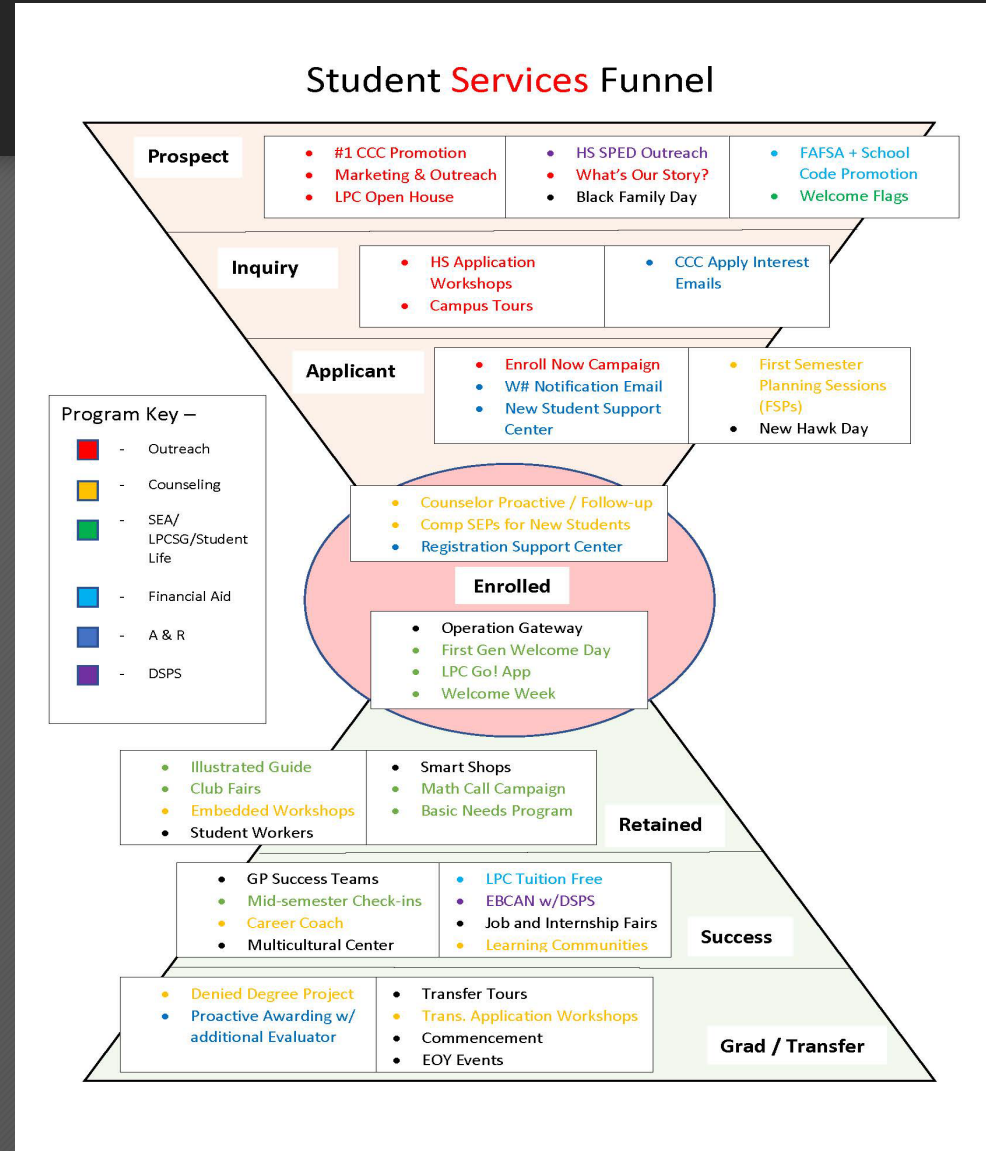
Kennedy & Company Student Services Funnel



Student Experience



Student Services Funnel





LAS POSITAS COLLEGE
PRESENTS



BLACK FAMILY DAY

SEPTEMBER 16, 2023

10:00AM - 2:00PM

MEET LPC FACULTY AND STAFF, ATTEND WORKSHOPS,
TOUR THE CAMPUS, ENJOY MUSIC, AND FREE FOOD!

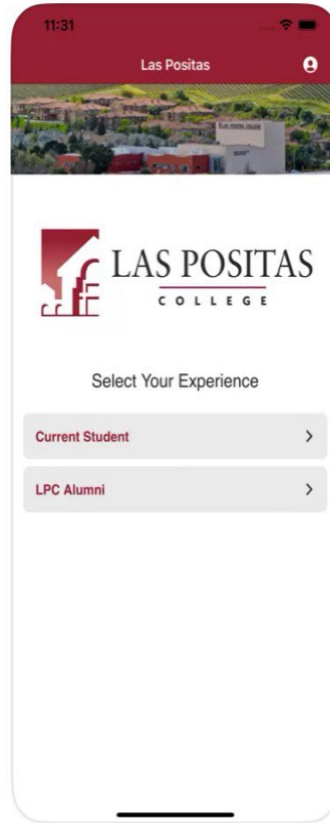
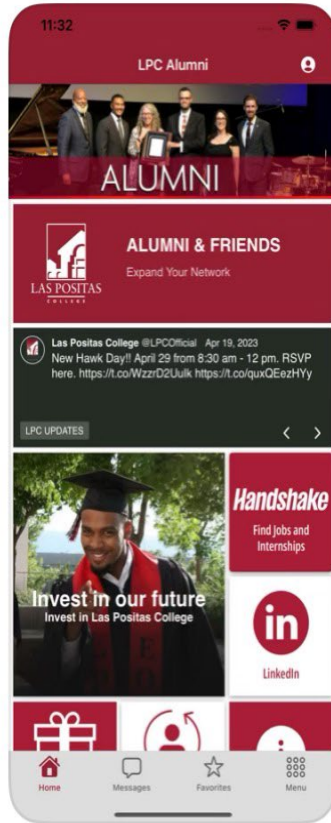

RSVP: [TINYURL.COM/LPCBLACKFAMILYDAY23](https://tinyurl.com/lpcblackfamilyday23)





LPC Go
Education

GET



Administrative Services Update



Dr. Anette Raichbart
Vice President of Administrative Services

2023 LPC Budget



Revenue: \$44,340,523

Expenditure:

Object	Tentative Budget
1000 Faculty	\$22,806,165
2000 Classified	\$8,149,453
3000 Benefits	\$12,183,500
4000 Supplies	\$165,944
5000 Services	\$1,281,116
6000 Capital	\$13,200
7000 Other out	-

Admin Services Updates



Informed K12: is an easy-to-use workflow automation and digital forms solution that helps school districts manage forms electronically, automate routing and approvals, and track and store submissions online via a secure, cloud-based storage system.

<https://help.informedk12.com/hc/en-us/articles/360050016154-Video-Tutorial-How-to-submit-your-forms>

OR



Admin Services Updates



Parking Permits:

Staff Parking Permits are FREE, but must be requested each Fiscal year. Please log into the Parking Permit site to complete your request.

3D Maps

New 3D map interactive screens will be available in Building 1600 and 1100

New Furniture in building 1600

New furniture will be installed in building 1600 to replace the aging chairs in the lobby area on both floors



College Updates

Dr. Dyrell Foster
President



College Updates



Employer Engagement Specialist

- Develop an Employer Engagement Strategic Plan based industry partnerships leading to capacity building in their programs
- Engage in the implementation of the Learning Alignment Employer Program (LAEP)
- Develop a series Economic & Workforce Development Forums
- Connecting with faculty and actively engaging with industry to maintain partnerships and establish new ones



Beth McCormick

Employer Engagement Specialist
(Contracted Employee)



College Updates



Public Safety, Advanced Manufacturing & Transportation



Bldg. 3400

Faculty offices

Administration of Justice

EMS

Fire Tech

Bldg. 3500

Automotive

General Motors

Smog Referee

Welding

Advanced Manufacturing

Faculty offices/Adjunct Spaces

Conference Room and Lounge

College Updates



Academic Support & Office Building

Bldg. 2100

English Center

Integrated Learning Center

Math Learning

English Second Language (ESL)

Math Emporium/Proctoring

Honors

Tutoring Center

Reading and Writing Center (RAW)

Computer Center

Computer Labs

Computer Networking Technology

Faculty Offices/Adjunct Areas

Conference Rooms and Faculty Lounge



College Updates



Governance:

Two LPC governance committees that have a tri-chair model:

- Professional Development
- Guided Pathways

Thanks to the committee chairs and co-chairs in 2022-23

Creating capacity for administrators: recommendations may come through your respective offices

College Updates



Grants:

ANHPI SAP Grant:

- LPC is one of 43 California community colleges that received an Asian American Native Hawaiian and Pacific Islander (AANHPI) Student Achievement Program (SAP) grant for appx. \$155,000. The grant is "intended to support the Asian American, Native Hawaiian, and Pacific Islander Student Achievement Program plans to provide culturally responsive services to enhance student educational experiences and promote higher education success for low-income, underserved, and first-generation AANHPI students and other underrepresented students

MESA

- The purpose of the grant is to provide academic and support services for economically and educationally disadvantaged students majoring in calculus-based science, technology, engineering and/or mathematics fields who seek to transfer to four-year institutions to complete a baccalaureate degree.

College Updates



Grants:

DHSI

- Supporting our guided pathways efforts through the HSI lens

PSSG

- Post Secondary Student Success Grant: Using technology to support teaching and learning to improve student success outcomes for all students



DEFINING LATINX SERVINGNESS WITH DR. GINA GARCIA



Join us in conversation with Dr. Gina Garcia where we will explore how institutions can effectively define and embrace their commitment to serving the Latinx community.

AUGUST 25, 2023

10:00 AM


Performing Arts Center | Bldg 1300
Chabot College | Hayward, CA

RSVP



<https://tinyurl.com/Chabot825>

Questions & accommodations- esaenz@chabotcollege.edu



**FOLLOWED BY BOOK SIGNING
WHILE SUPPLIES LAST**

Campus Updates



Dr. Gina Garcia is the inaugural faculty director of Latinx Thriving Initiatives at UC Berkeley's School of Education. Dr. Garcia is a leading scholar on issues of equity and justice in higher education with an emphasis on understanding how HSIs embrace and enact an organizational identity for serving minoritized populations.

Campus Updates

A decorative sign template with a grey border and a repeating pattern of small graduation caps. It features the Las Positas College logo in the top left, a graduation cap and diploma icon in the top center, and a gold seal in the top right. The main text reads "I AM A FIRST GENERATION COLLEGE GRADUATE". Below this, there are four lines for handwritten information: "My name is:", "My job title at LPC:", "My degree(s):", and "University/College I attended:". A yellow pencil icon is positioned to the left of the first line.

 LAS POSITAS COLLEGE





**I AM A
FIRST GENERATION
COLLEGE GRADUATE**

 My name is: _____

My job title at LPC: _____

My degree(s): _____

University/College I attended: _____

Classified staff, faculty, administrators who are the first generation in your family to attend college are invited to pick up one of these signs (a table right outside the auditorium), fill out the sign, and post it on your door or office.

Today's Breakout Sessions



10:45 a.m. - 12:00 p.m. BREAKOUT SESSIONS: PART 1		
<i>For Classified Professionals & Administrators</i>	Breakout A: Deeper Dive: Embracing and Caring About Student Success LaDonte King, VP of Student Success, Launch Consulting	4119 Theater
<i>For Faculty & Administrators</i>	Breakout B: Interactive Pathway Session on Supporting Students in our Pathways as a Caring Campus	Academic & Career Pathway room locations on page 2

BREAKOUT ROOMS

10:45 a.m. - 12:00 p.m. Breakout Session 1 B: Interactive Pathway Session on Supporting Students in our Pathways as a Caring Campus		
	Visual Arts, Performing Arts, and Design	1001
	Business, Economics, Entrepreneurship, and Information Technology	1002
	Society, Culture, and Human Development	1003
	Language, Literature, and Communication Studies	1004
	Health, Wellness, and Public Safety	1006
	Science, Technology, Engineering, Math, and Environment	1007 & 1012 (if needed)
	Advanced Manufacturing and Transportation	1008

Today's Breakout Sessions



12:45 p.m. - 2:00 p.m.	BREAKOUT SESSIONS: PART 2	
<i>For Classified Professionals & Administrators</i>	Breakout A: Activity around Caring Campus: Collaboration time on what we can do this year to improve the experience for our students within our sphere of influence	R. 1011
<i>For Faculty & Administrators</i>	Breakout B: Interactive Session on Supporting Students via Program Maps with Important Legislative Updates	Academic & Career Pathway room locations on page 2

The Remainder of the Day...



10:00am	Photo Opportunity: Caring Campus T-Shirts
10:15 am	Keynote: LaDonte King Embracing and Caring About Student Success
10:45am	Breakout Sessions #1
12noon	Lunch
12:45pm	Breakout Sessions #2
2:15pm	Division Meetings
3:15pm	Department/Discipline Meetings
4:15pm	ANHPI SAP Grant Meeting (1602)

THANK YOU!



Enjoy the Rest of the Day...