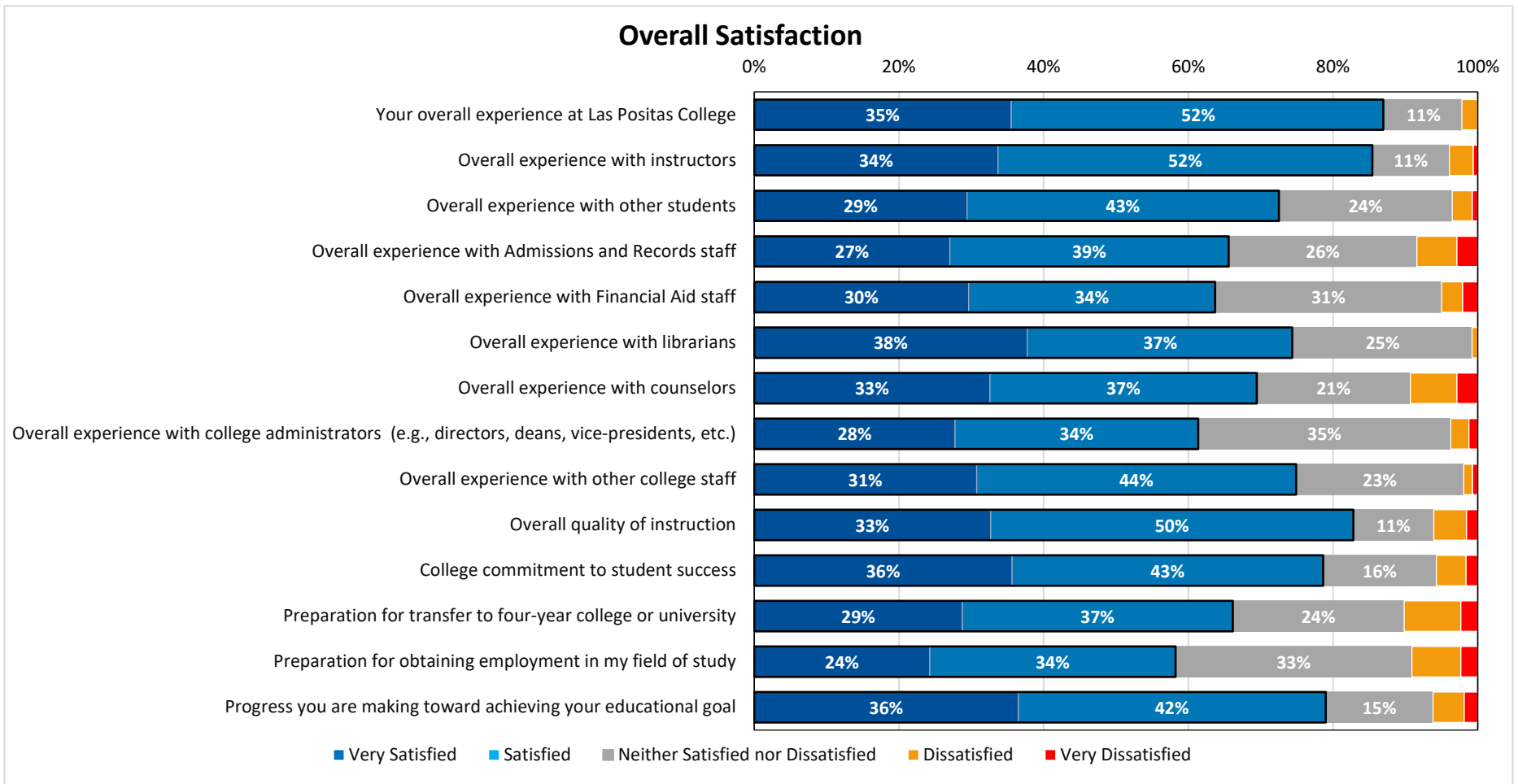


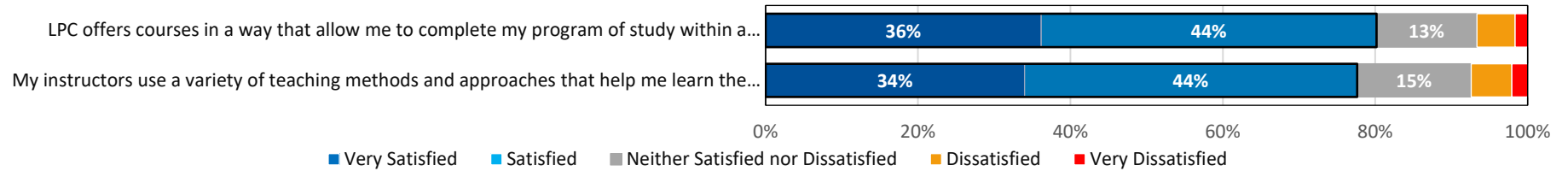
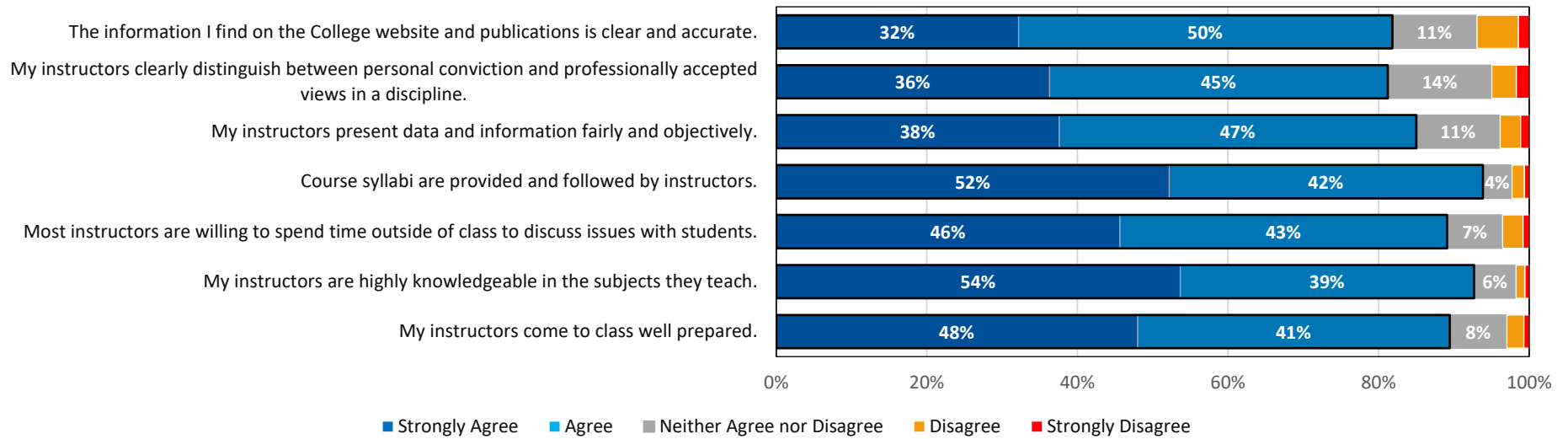
Las Positas College
Student Accreditation Survey Results
March 2021

Percentage Distribution of All Survey Items
Based on a sample of 1,697 students

General Impression of Las Positas College	SUMMARY		Percentage of those responding who were:					Response Details	
	"Very Satisfied" or "Satisfied"	MOE	Very Satisfied	Satisfied	Neither Satisfied nor Dissatisfied	Dissatisfied	Very Dissatisfied	N	Pct. of 1,697
OVERALL SATISFACTION									
Your overall experience at Las Positas College	87%	±2%	35%	52%	11%	2%	<1%	1,694	100%
Overall experience with instructors	85%	±2%	34%	52%	11%	3%	1%	1,689	100%
Overall experience with other students	73%	±3%	29%	43%	24%	3%	1%	1,645	97%
Overall experience with Admissions and Records staff	66%	±3%	27%	39%	26%	6%	3%	1,572	93%
Overall experience with Financial Aid staff	64%	±3%	30%	34%	31%	3%	2%	1,262	74%
Overall experience with librarians	74%	±3%	38%	37%	25%	1%	<1%	1,278	75%
Overall experience with counselors	69%	±3%	33%	37%	21%	6%	3%	1,471	87%
Overall experience with college administrators (e.g., directors, deans, vice-	61%	±4%	28%	34%	35%	3%	1%	1,232	73%
Overall experience with other college staff	75%	±3%	31%	44%	23%	1%	1%	1,438	85%
Overall quality of instruction	83%	±2%	33%	50%	11%	5%	2%	1,692	100%
College commitment to student success	79%	±3%	36%	43%	16%	4%	2%	1,681	99%
Preparation for transfer to four-year college or university	66%	±3%	29%	37%	24%	8%	2%	1,492	88%
Preparation for obtaining employment in my field of study	58%	±3%	24%	34%	33%	7%	2%	1,463	86%
Progress you are making toward achieving your educational goal	79%	±3%	36%	42%	15%	4%	2%	1,666	98%
Learning Programs	"Strongly Agree" or "Agree"		Strongly Agree	Agree	Neither Agree nor Disagree	Disagree	Strongly Disagree	N	Pct. of 1,697
The information I find on the College website and publications is clear and	82%	±2%	32%	50%	11%	6%	1%	1,600	94%
My instructors clearly distinguish between personal conviction and	81%	±3%	36%	45%	14%	3%	2%	1,576	93%
My instructors present data and information fairly and objectively.	85%	±2%	38%	47%	11%	3%	1%	1,601	94%
Course syllabi are provided and followed by instructors.	94%	±2%	52%	42%	4%	2%	1%	1,611	95%
Most instructors are willing to spend time outside of class to discuss issues	89%	±2%	46%	43%	7%	3%	1%	1,579	93%
My instructors are highly knowledgeable in the subjects they teach.	93%	±2%	54%	39%	6%	1%	1%	1,612	95%
My instructors come to class well prepared.	89%	±2%	48%	41%	8%	2%	1%	1,592	94%
	"Very Satisfied" or "Satisfied"		Very Satisfied	Satisfied	Neither Satisfied nor	Dissatisfied	Very Dissatisfied	N	Pct. of 1,697
LPC offers courses in a way that allow me to complete my program of	80%	±3%	36%	44%	13%	5%	2%	1,578	93%
My instructors use a variety of teaching methods and approaches that help	78%	±3%	34%	44%	15%	5%	2%	1,595	93%

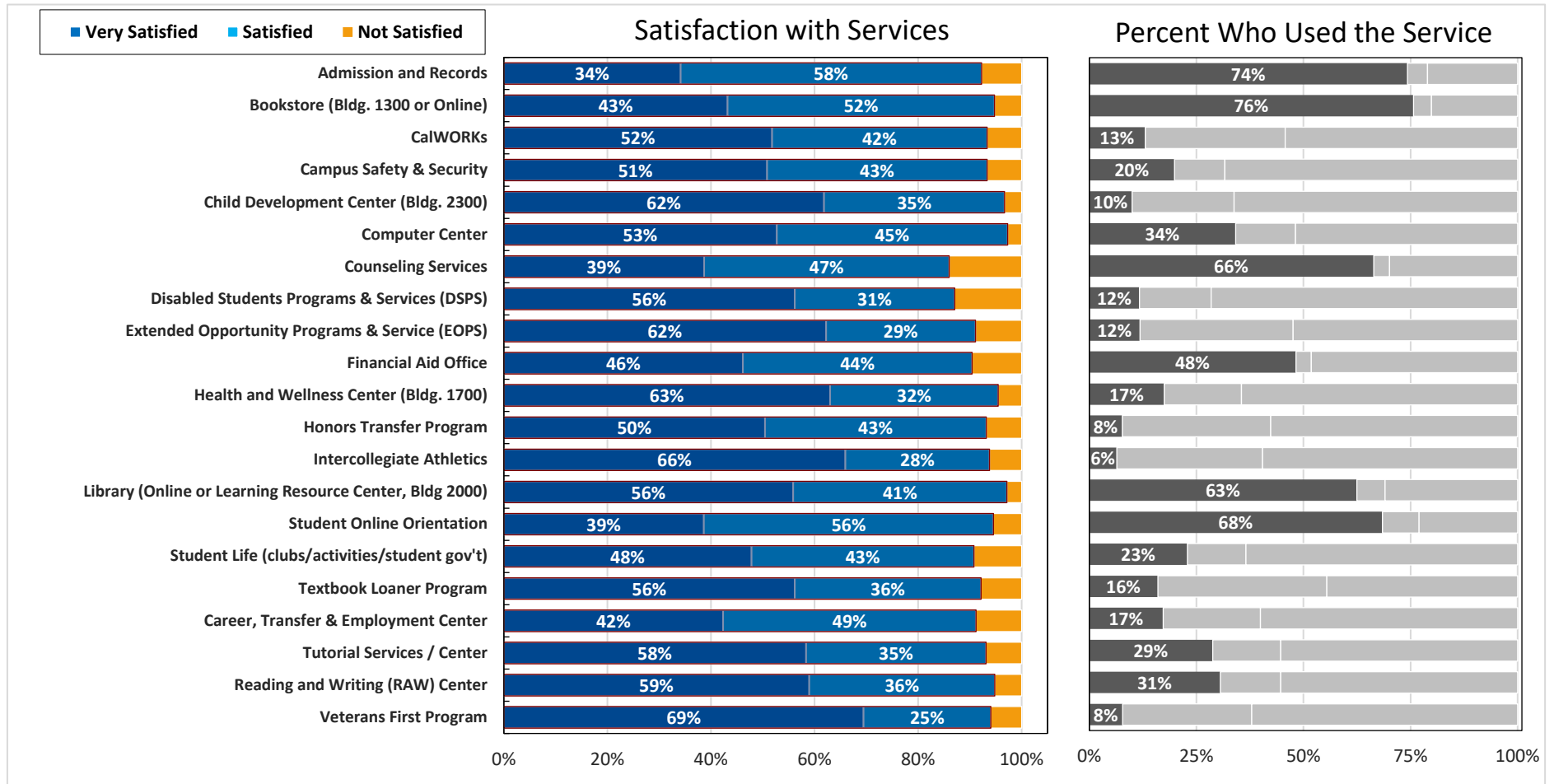


Learning Programs

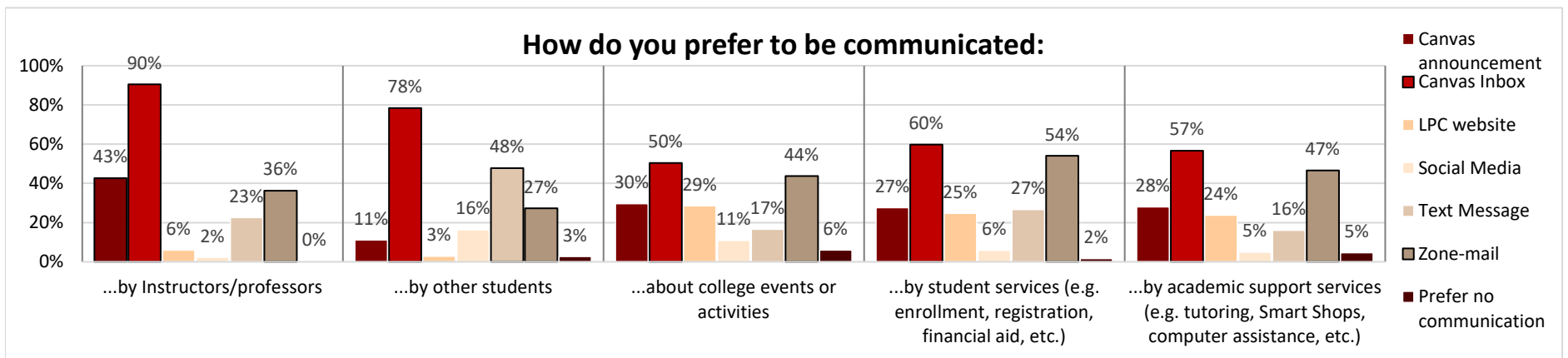


Las Positas College Student Satisfaction Survey Results Spring 2021

Student Services and Learning Support Usage and Satisfaction with Services	SUMMARY			Percentage of those responding who:					Response Details	
	Used Service	"Satisfied" or "Very Satisfied"		Never Heard of Service	Heard of, but Never Used Service	USED Service and:			N	Pct. of 1,697
		Percent	MOE			Not Satisfied	Satisfied	Very Satisfied		
Admission and Records	74%	92%	±2%	5%	21%	8%	58%	34%	1,518	89%
Bookstore (Bldg. 1300 or Online)	76%	95%	±1%	4%	20%	5%	52%	43%	1,513	89%
CalWORKs	13%	93%	±2%	33%	54%	7%	42%	52%	1,490	88%
Campus Safety & Security	20%	93%	±2%	12%	68%	7%	43%	51%	1,512	89%
Child Development Center (Bldg. 2300)	10%	97%	±1%	24%	66%	3%	35%	62%	1,519	90%
Computer Center	34%	97%	±1%	14%	52%	3%	45%	53%	1,515	89%
Counseling Services	66%	86%	±2%	4%	30%	14%	47%	39%	1,507	89%
Disabled Students Programs & Services (DSPS)	12%	87%	±2%	17%	72%	13%	31%	56%	1,519	90%
Extended Opportunity Programs & Service (EOPS)	12%	91%	±2%	36%	52%	9%	29%	62%	1,521	90%
Financial Aid Office	48%	90%	±2%	4%	48%	10%	44%	46%	1,517	89%
Health and Wellness Center (Bldg. 1700)	17%	95%	±1%	18%	64%	5%	32%	63%	1,515	89%
Honors Transfer Program	8%	93%	±2%	35%	58%	7%	43%	50%	1,516	89%
Intercollegiate Athletics	6%	94%	±2%	34%	60%	6%	28%	66%	1,509	89%
Library (Online or Learning Resource Center, Bldg 2000)	63%	97%	±1%	7%	31%	3%	41%	56%	1,520	90%
Student Online Orientation	68%	95%	±2%	9%	23%	5%	56%	39%	1,509	89%
Student Life (clubs/activities/student gov't)	23%	91%	±2%	14%	63%	9%	43%	48%	1,514	89%
Textbook Loaner Program	16%	92%	±2%	39%	45%	8%	36%	56%	1,511	89%
Career, Transfer & Employment Center	17%	91%	±2%	23%	60%	9%	49%	42%	1,518	89%
Tutorial Services / Center	29%	93%	±2%	16%	55%	7%	35%	58%	1,518	89%
Reading and Writing (RAW) Center	31%	95%	±1%	14%	55%	5%	36%	59%	1,514	89%
Veterans First Program	8%	94%	±2%	30%	62%	6%	25%	69%	1,522	90%



How do you prefer to be communicated:	Canvas announcement	Canvas Inbox	LPC website	Social Media	Text Message	Zonemail	Prefer no communication	Total
...by Instructors/professors	43%	90%	6%	2%	23%	36%	<1%	1,517
...by other students	11%	78%	3%	16%	48%	27%	3%	1,514
...about college events or activities	30%	50%	29%	11%	17%	44%	6%	1,473
...by student services (e.g. enrollment, registration, financial aid, etc.)	27%	60%	25%	6%	27%	54%	2%	1,513
...by academic support services (e.g. tutoring, Smart Shops, computer assistance, etc.)	28%	57%	24%	5%	16%	47%	5%	1,509

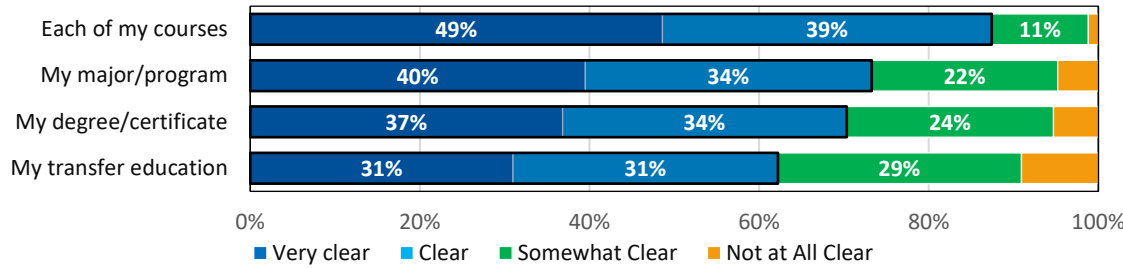


Comments: How do you prefer to be communicated... other (please specify):	
Personal email // Personal email account // Personal mail // Direct email to my own email address is preferred way of communication for me. // EMAIL // Email through regular email (not zonemail) is okay too // home email // my personal email. // Student services can communicate directly to my regular email! // through my personal email because zonemail keeps logging me out and canvas doesnt tell me when i have new mail	17
Phone call and Zoom // Phone calls // For services I like phone calls // FaceTime	4
Related to zonemail:	3
I Don't know how to use zonemail	
NO ZONEMAIL	
Zonemail connected to my other Gmail emails is perfect.	
Other comments:	5
urgent announcements for a class should be delivered by canvas mail and an announcement on the class page	
A text message would be ideal for most college events, activities and even smart shops. Most students who have a fun, will receive the text, and be aware of what is going on.	
I don't receive any support services. I attempted but no one ever returned my calls	
I prefer not to use social media.	
I think it would be cool if LPC implemented professional communication tools such as Slack.	

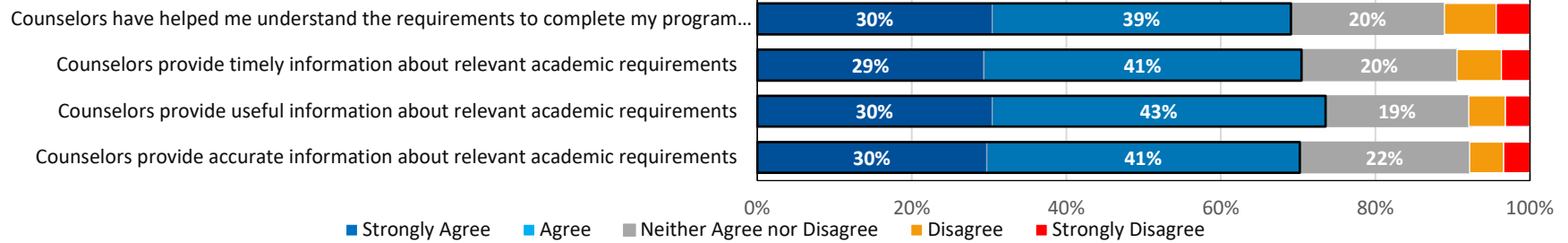
Las Positas College Student Satisfaction Survey Results Spring 2021

Student Services and Learning Support Programs	SUMMARY		Percentage of those responding who were:				Response Details		
	'Very Clear' or 'Clear'		Very clear	Clear	Somewhat Clear	Not at all Clear	N	Pct. of 1,697	
It is clear to me what I am expected to learn, know, and be able to do in order to successfully complete:									
Each of my courses	87%	±2%	49%	39%	11%	1%	1,512	89%	
My major/program	73%	±3%	40%	34%	22%	5%	1,415	83%	
My degree/certificate	70%	±3%	37%	34%	24%	5%	1,399	82%	
My transfer education	62%	±3%	31%	31%	29%	9%	1,355	80%	
Counseling Services	'Strongly Agree' or 'Agree'		Strongly Agree	Agree	Neither Agree nor Disagree	Disagree	Strongly Disagree	Pct. of 1,697	
Counselors have helped me understand the requirements to complete my program of study.	69%	±3%	30%	39%	20%	7%	4%	1,335	79%
Counselors provide <u>timely</u> information about relevant academic requirements	70%	±3%	29%	41%	20%	6%	4%	1,323	78%
Counselors provide <u>useful</u> information about relevant academic requirements	74%	±3%	30%	43%	19%	5%	3%	1,323	78%
Counselors provide <u>accurate</u> information about relevant academic requirements	70%	±3%	30%	41%	22%	4%	3%	1,320	78%
Library and Learning Support Services	'Strongly Agree' or 'Agree'		Strongly Agree	Agree	Neither Agree nor Disagree	Disagree	Strongly Disagree	Pct. of 1,697	
The resources of the library are adequate for required course assignments	78%	±3%	34%	44%	20%	1%	1%	1,271	75%
Library 24/7 chat assistance "Ask LPC Library" is adequate to meet your needs.	68%	±4%	31%	37%	29%	2%	1%	1,089	64%
Assistance provided by Library Staff is adequate to meet your needs.	75%	±3%	34%	41%	23%	1%	<1%	1,157	68%
Reference/research assistance provided by Library is adequate to meet your needs.	76%	±3%	33%	43%	22%	2%	<1%	1,168	69%
Library Instruction (library orientations) provided is adequate to meet your needs.	72%	±3%	32%	40%	26%	1%	<1%	1,130	67%
Sufficient tutoring resources are available for students in a variety of subjects.	75%	±3%	31%	43%	22%	2%	1%	1,174	69%
Student Government	'Strongly Agree' or 'Agree'		Strongly Agree	Agree	Neither Agree nor Disagree	Disagree	Strongly Disagree	Pct. of 1,697	
It is important for students to be represented on college committees.	85%	±2%	45%	40%	12%	1%	2%	1,391	82%
The Student Government (LPCSG) is providing effective leadership and representation for all LPC students.	52%	±4%	19%	33%	43%	3%	3%	1,184	70%
Student Government (LPCSG) adequately represents student interests	51%	±4%	19%	32%	44%	3%	3%	1,179	69%

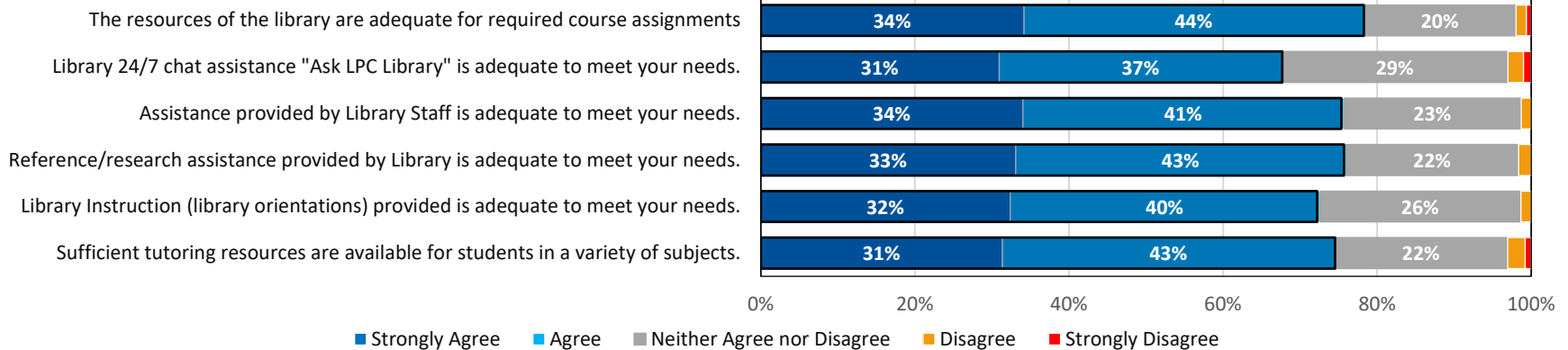
It is clear to me what I am expected to learn, know, and be able to do in order to successfully complete:

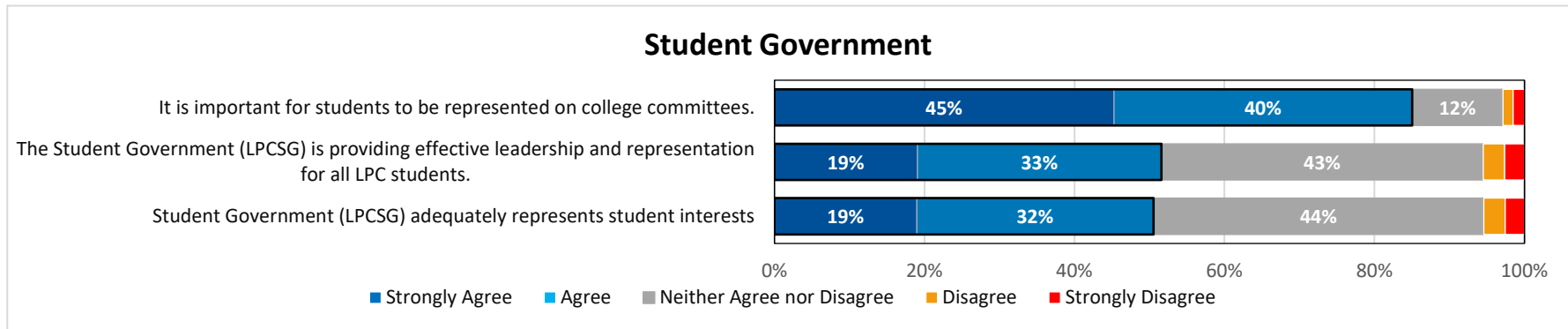


Counseling Services



Library and Learning Support Services





Las Positas College Student Satisfaction Survey Results Spring 2021

Student Learning Outcomes As a result of being at Las Positas College, how much progress have you made in the following areas?	SUMMARY		Percentage of those responding who were:				Response Details	
	"Some" or "A Lot"		None	A Little	Some	A Lot	N	Pct. of 1,697
	Percent	MOE						
Communication								
Reading skills	77%	±3%	9%	14%	34%	43%	1,386	82%
Writing skills	82%	±3%	6%	12%	30%	52%	1,398	82%
Oral communication and speaking skills	74%	±3%	12%	13%	31%	43%	1,385	82%
Listening effectively	80%	±3%	8%	12%	35%	45%	1,399	82%
Ability to read, interpret, and generate charts/graphs	77%	±3%	9%	14%	35%	43%	1,381	81%
Critical Thinking								
Critical thinking	85%	±2%	4%	11%	34%	51%	1,414	83%
Gathering information from multiple sources	86%	±2%	4%	10%	30%	56%	1,422	84%
Ability to learn on my own, pursue ideas and find info.	85%	±2%	4%	11%	27%	58%	1,421	84%
Using logic to draw conclusions from information	84%	±3%	4%	12%	34%	50%	1,419	84%
Mathematical skills and abilities	71%	±3%	13%	16%	32%	39%	1,381	81%
Applying knowledge to new situations to solve problems	83%	±3%	4%	13%	36%	47%	1,405	83%
Creativity/Aesthetics								
Appreciation for the arts and the role art plays in society	62%	±3%	21%	17%	30%	32%	1,325	78%
Respect and Responsibility								
Performing to the best of my abilities	86%	±2%	4%	9%	32%	55%	1,425	84%
Clarity of my own values and ethical standards	86%	±2%	5%	9%	30%	56%	1,405	83%
Exhibiting personal, professional, academic honesty	89%	±2%	4%	7%	25%	64%	1,404	83%
Developing clear career goals	80%	±3%	7%	13%	31%	49%	1,412	83%
Learning to work cooperatively with others	80%	±3%	7%	13%	32%	49%	1,418	84%
Ability to meet deadlines and complete tasks	86%	±2%	5%	10%	28%	58%	1,435	85%
Appreciation of my role in a democratic society	73%	±3%	13%	14%	29%	45%	1,336	79%
Awareness of my civic or community responsibilities	73%	±3%	13%	14%	30%	44%	1,364	80%
Understanding diverse philosophies, cultures, ways of life	82%	±3%	6%	12%	28%	53%	1,388	82%
Technology								
Overall technological literacy	78%	±3%	9%	13%	33%	44%	1,344	79%
Ability to use computers effectively	80%	±3%	9%	12%	30%	50%	1,378	81%

As a result of being at Las Positas College, how much progress have you made in the following areas?

