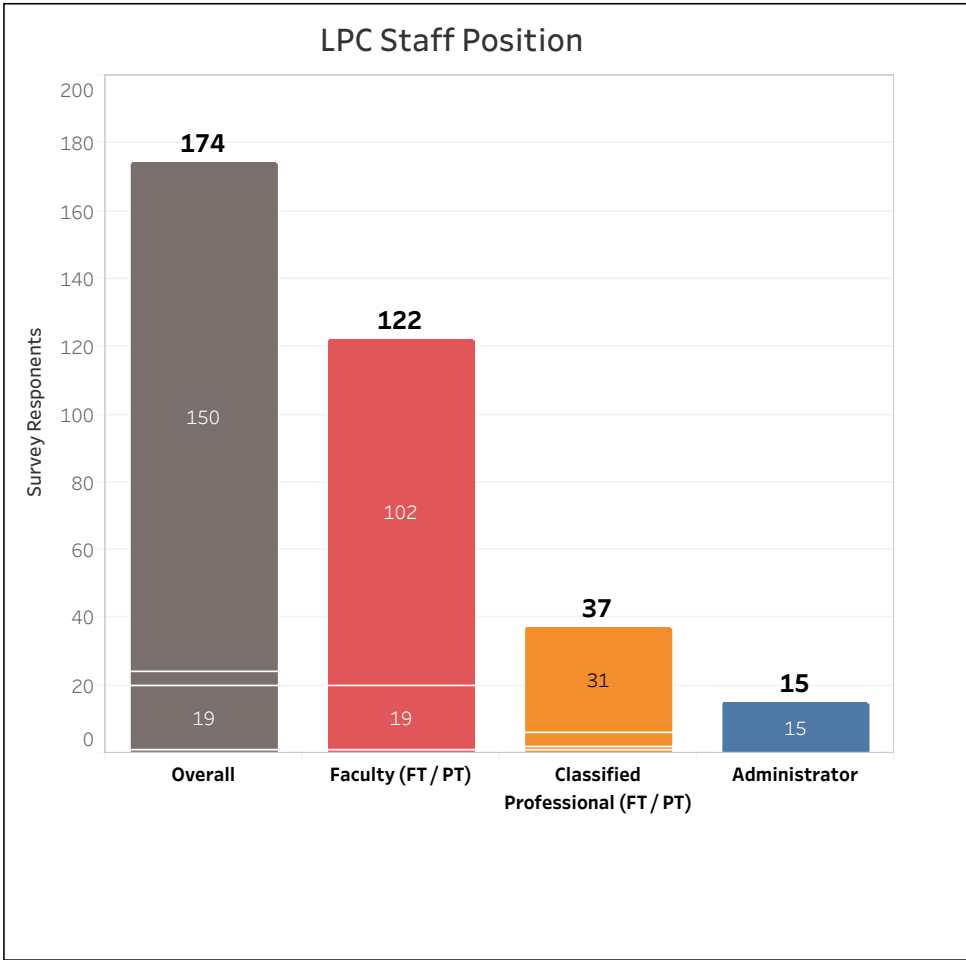


# Las Positas College Staff Accreditation Survey Spring 2021

Demographics | Detailed Results



### Service Areas

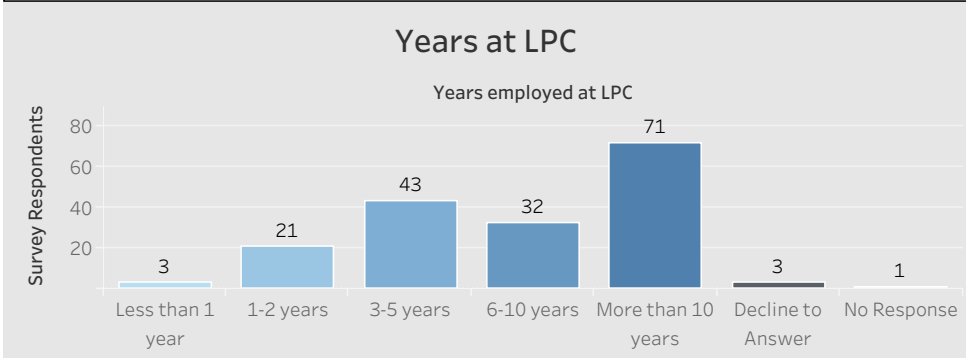
Academic Services  
60% (104)

Student Services

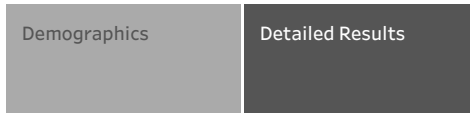
  

### Gender

Gender	Percentage
Female	51%
Male	41%
Transgender	7%
Different Identity	1%
Decline to Answer	1%

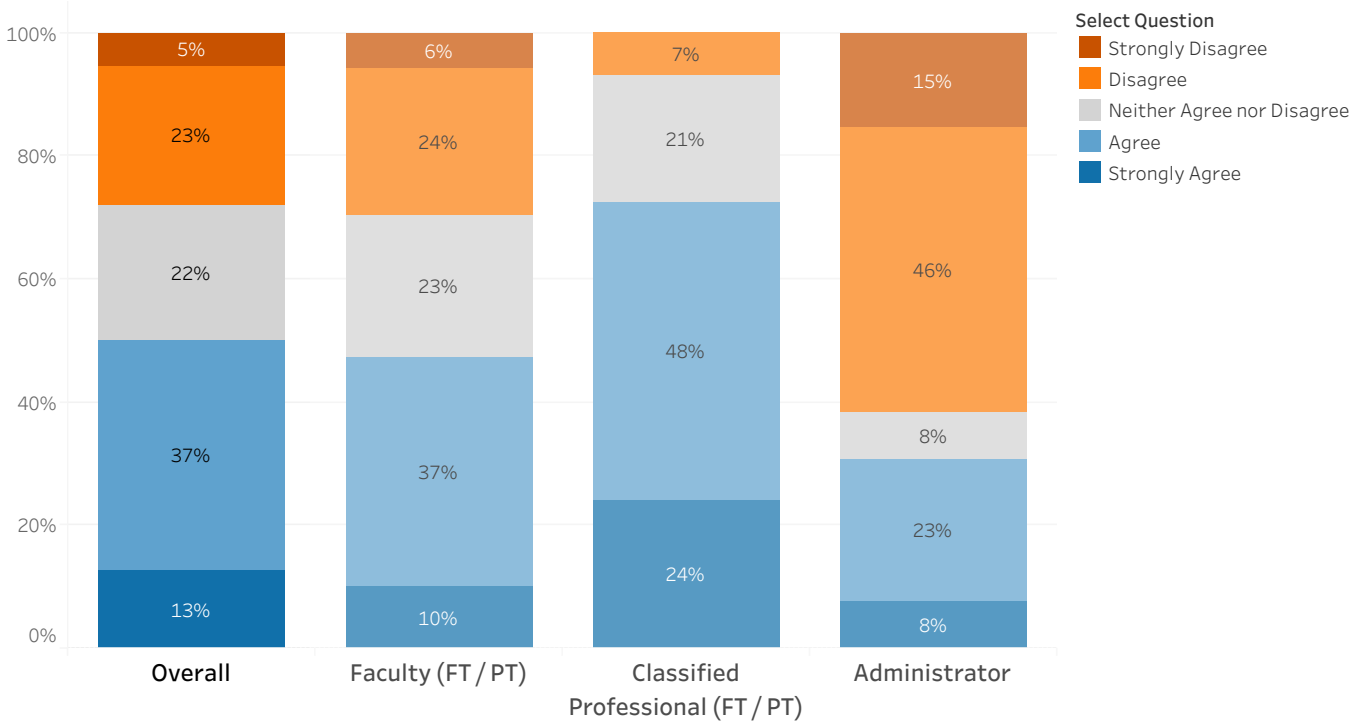


# Las Positas College Staff Accreditation Survey Spring 2021



## 3A.2 - LPC has a sufficient number of faculty to provide quality educational services.

**Question** 3A.2 - LPC has a sufficient number of faculty to provide quality educational services.



	3A.2 - LPC has a sufficient number of faculty to provide quality educational services.							
	Overall		Faculty (FT / PT)		Classified Professional (FT / PT)		Administrator	
	Count	Percent	Count	Percent	Count	Percent	Count	Percent
Strongly Agree	19	13%	11	10%	7	24%	1	8%
Agree	56	37%	40	37%	14	48%	3	23%
Neither Agree nor Disagree	33	22%	25	23%	6	21%	1	8%
Disagree	34	23%	26	24%	2	7%	6	46%
Strongly Disagree	8	5%	6	6%			2	15%
<b>Grand Total</b>	<b>150</b>	<b>100%</b>	<b>108</b>	<b>100%</b>	<b>29</b>	<b>100%</b>	<b>13</b>	<b>100%</b>