



Las Positas College

Student Support Program Review Data Packet

Fall 2017 to Fall 2021

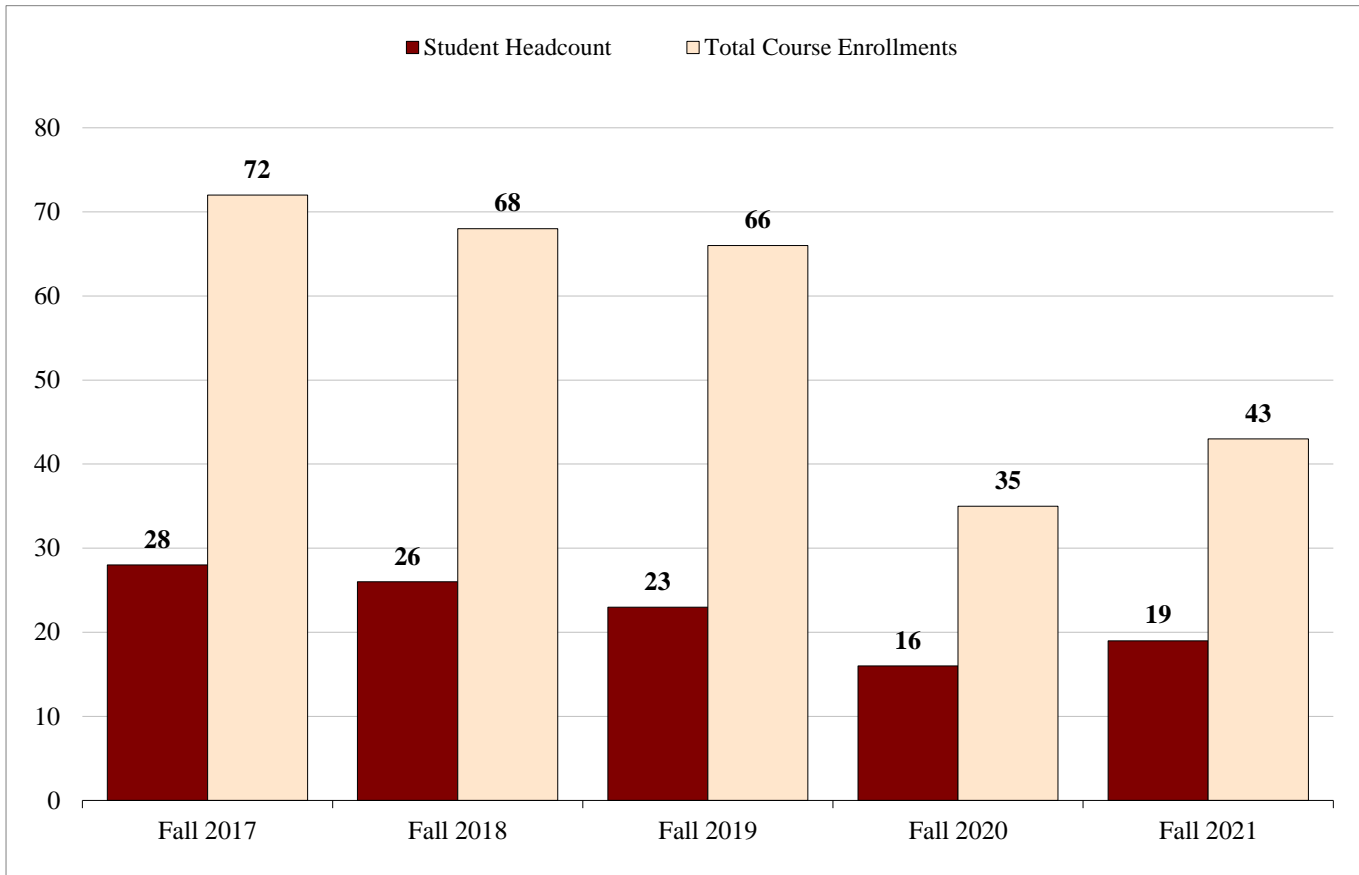
Program:

**California Work Opportunity and Responsibility
to Kids (CalWORKs)**

<u>TABLE OF CONTENTS</u>	<u>PAGE</u>
Headcount & Enrollment	1
Student Demographics: Gender & Age	2
Student Demographics: Race-Ethnicity	3
Student Enrollment Status	4
Student Unit Load	5
Students Using Distance Education	6
Student Educational Goal	7
Highest Educational Level of Students	8
Student Performance: Grade Distribution	9
Student Performance: Distance Education	10
Prior Experience in English and Math	11

Headcount & Enrollment

California Work Opportunity and Responsibility to Kids (CalWORKs)					
	Term				
	Fall 2017	Fall 2018	Fall 2019	Fall 2020	Fall 2021
Student Headcount	28	26	23	16	19
Total Course Enrollments	72	68	66	35	43



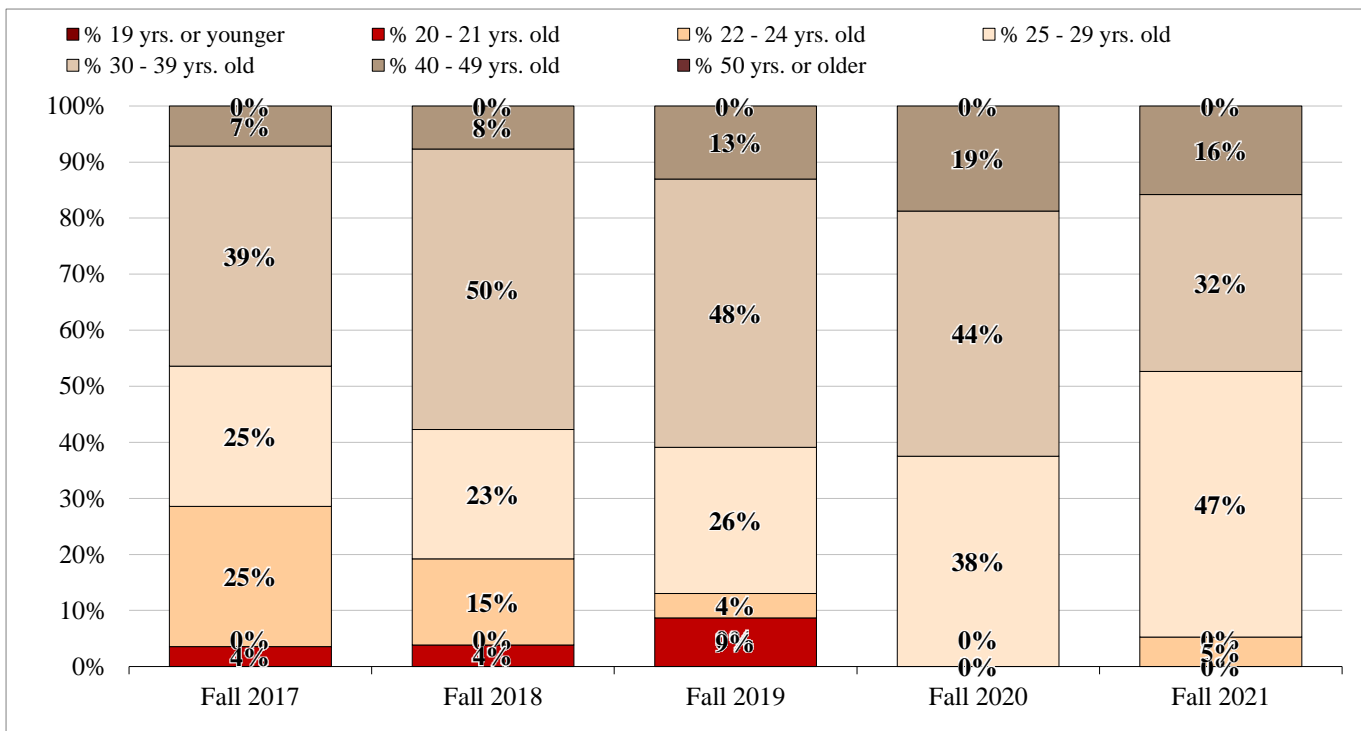
Definitions:

Student Headcount is the unduplicated count of students enrolled in all courses within the discipline.

Total Course Enrollments is the sum of all course enrollments (filled seats) within the discipline.

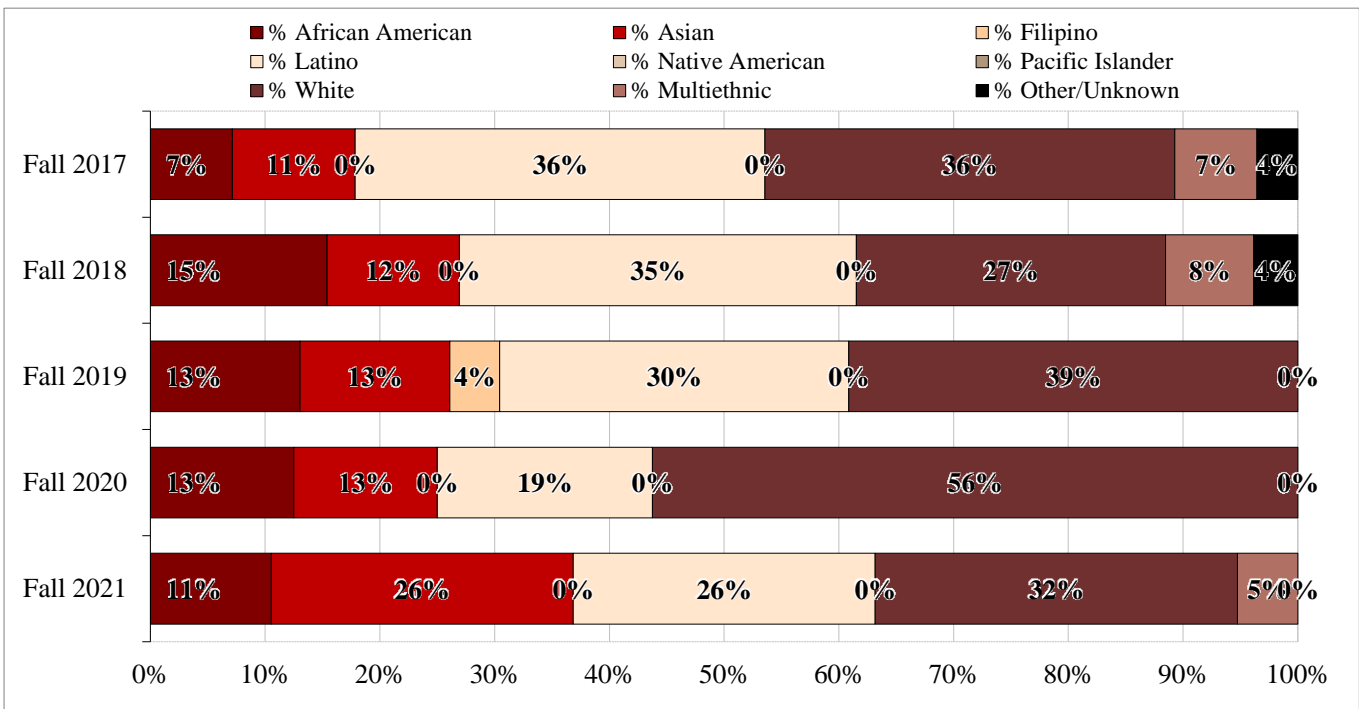
Student Demographics: Gender & Age

California Work Opportunity and Responsibility to Kids (CalWORKs)					
	Term				
	Fall 2017	Fall 2018	Fall 2019	Fall 2020	Fall 2021
Female	22	22	19	14	15
Male	5	4	4	2	4
19 yrs. or younger	0	0	0	0	0
20-21 yrs. old	1	1	2	0	0
22-24 yrs. old	7	4	1	0	1
25-29 yrs. old	7	6	6	6	9
30-39 yrs. old	11	13	11	7	6
40-49 yrs. old	2	2	3	3	3
50 yrs. or older	0	0	0	0	0
% Female	81%	85%	83%	88%	79%
% Male	19%	15%	17%	13%	21%
% 19 yrs. or younger	0%	0%	0%	0%	0%
% 20 - 21 yrs. old	4%	4%	9%	0%	0%
% 22 - 24 yrs. old	25%	15%	4%	0%	5%
% 25 - 29 yrs. old	25%	23%	26%	38%	47%
% 30 - 39 yrs. old	39%	50%	48%	44%	32%
% 40 - 49 yrs. old	7%	8%	13%	19%	16%
% 50 yrs. or older	0%	0%	0%	0%	0%



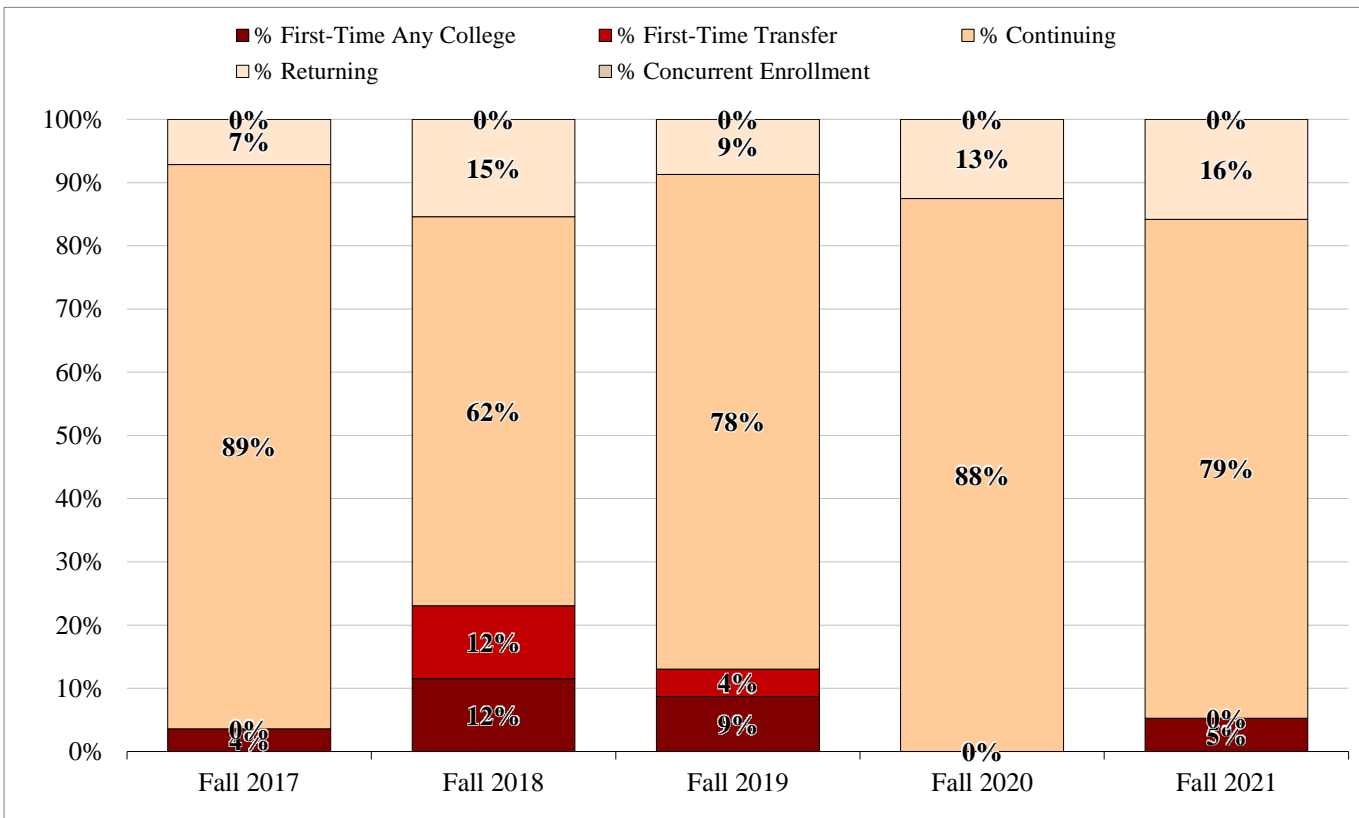
Student Demographic: Race-Ethnicity

California Work Opportunity and Responsibility to Kids (CalWORKs)					
	Term				
	Fall 2017	Fall 2018	Fall 2019	Fall 2020	Fall 2021
African American	2	4	3	2	2
Asian	3	3	3	2	5
Filipino	0	0	1	0	0
Latino	10	9	7	3	5
Native American	0	0	0	0	0
Pacific Islander	0	0	0	0	0
White	10	7	9	9	6
Multiethnic	2	2	0	0	1
Other/Unknown	1	1	0	0	0
<hr/>					
% African American	7%	15%	13%	13%	11%
% Asian	11%	12%	13%	13%	26%
% Filipino	0%	0%	4%	0%	0%
% Latino	36%	35%	30%	19%	26%
% Native American	0%	0%	0%	0%	0%
% Pacific Islander	0%	0%	0%	0%	0%
% White	36%	27%	39%	56%	32%
% Multiethnic	7%	8%	0%	0%	5%
% Other/Unknown	4%	4%	0%	0%	0%



Student Enrollment Status

	California Work Opportunity and Responsibility to Kids (CalWORKs)				
	Term				
	Fall 2017	Fall 2018	Fall 2019	Fall 2020	Fall 2021
First-Time Any College	1	3	2	0	1
First-Time Transfer	0	3	1	0	0
Continuing	25	16	18	14	15
Returning	2	4	2	2	3
Concurrent Enrollment	0	0	0	0	0
% First-Time Any College	4%	12%	9%	0%	5%
% First-Time Transfer	0%	12%	4%	0%	0%
% Continuing	89%	62%	78%	88%	79%
% Returning	7%	15%	9%	13%	16%
% Concurrent Enrollment	0%	0%	0%	0%	0%



Definitions:

First-Time Any College: Students enrolled in college for the first time.

First-Time Transfer: Students transferring to LPC in the current semester from another community college or university.

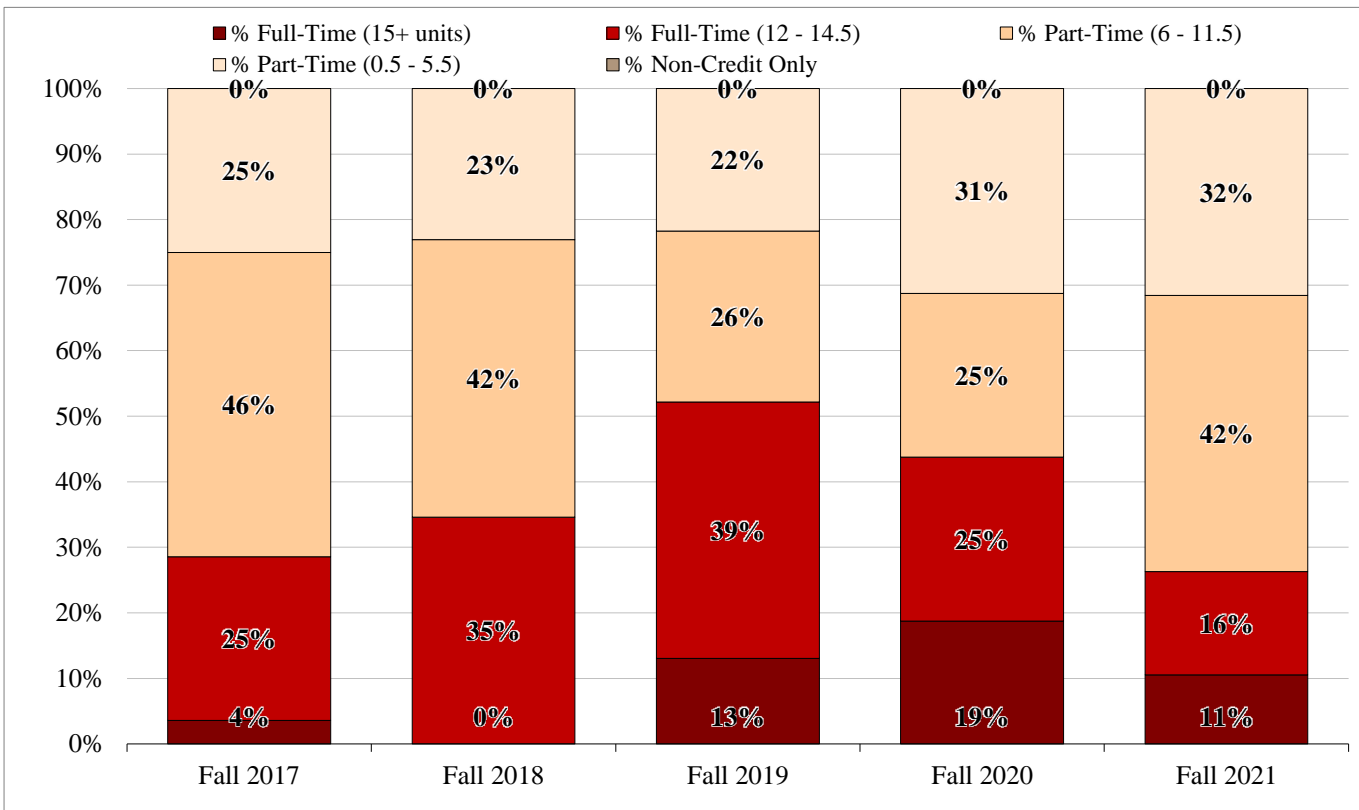
Continuing: Students enrolled in the current semester and were enrolled in the previous primary term. Primary terms are Fall and Spring.

Returning: Students enrolled at LPC after an absence of one or more primary terms from the District.

Concurrent Enrollment: A special admit student currently enrolled in K-12.

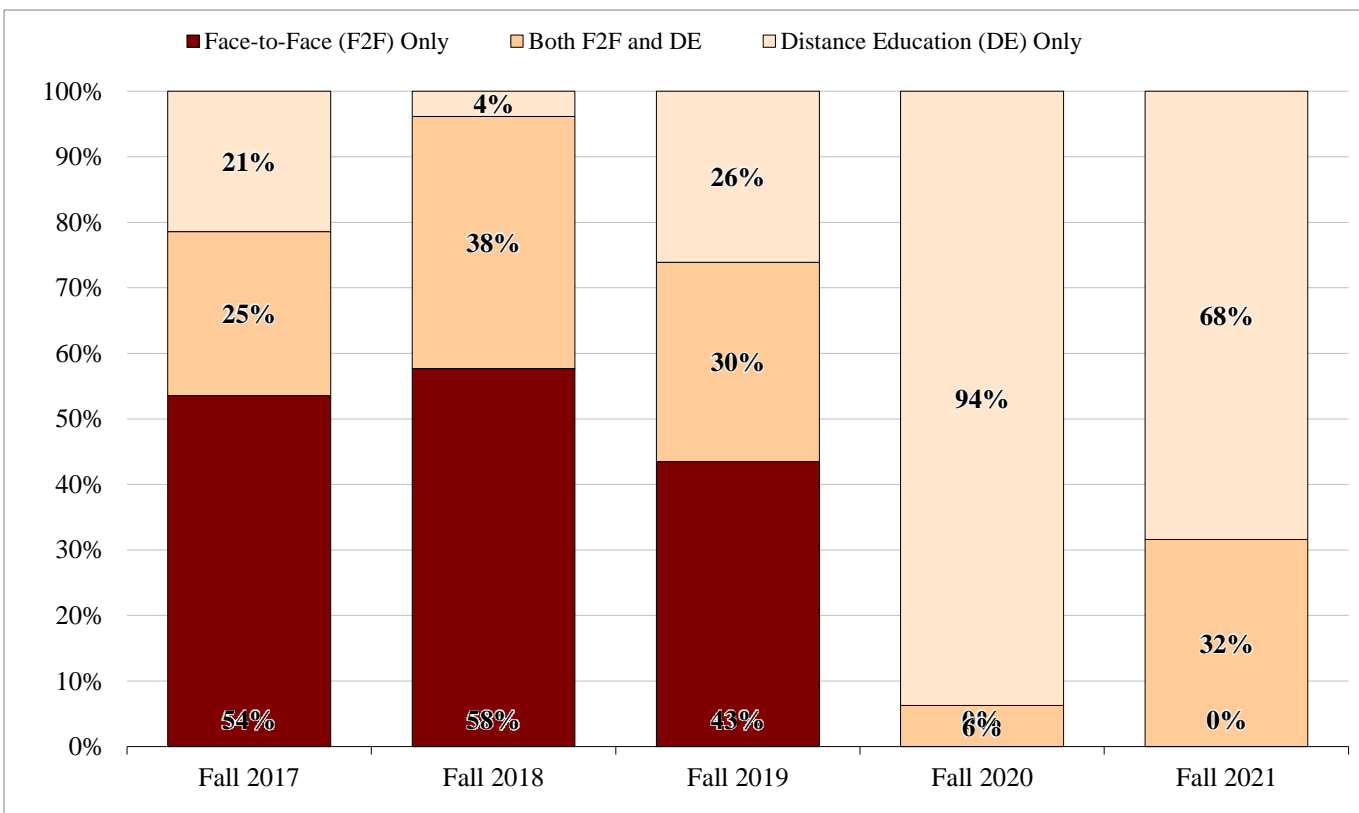
Student Unit Load

	California Work Opportunity and Responsibility to Kids (CalWORKs)				
	Term				
	Fall 2017	Fall 2018	Fall 2019	Fall 2020	Fall 2021
Full-Time (15 units or more)	1	0	3	3	2
Full-Time (12 to 14.5 units)	7	9	9	4	3
Part-Time (6 to 11.5 units)	13	11	6	4	8
Part-Time (0.5 to 5.5 units)	7	6	5	5	6
Non-Credit Only	0	0	0	0	0
% Full-Time (15+ units)	4%	0%	13%	19%	11%
% Full-Time (12 - 14.5)	25%	35%	39%	25%	16%
% Part-Time (6 - 11.5)	46%	42%	26%	25%	42%
% Part-Time (0.5 - 5.5)	25%	23%	22%	31%	32%
% Non-Credit Only	0%	0%	0%	0%	0%



Students Using Distance Education

California Work Opportunity and Responsibility to Kids (CalWORKs)					
	Term				
	Fall 2017	Fall 2018	Fall 2019	Fall 2020	Fall 2021
Face-to-Face (F2F) Only	15	15	10	0	0
Both F2F and DE	7	10	7	1	6
Distance Education (DE) Only	6	1	6	15	13
% Face-to-Face (F2F) Only	54%	58%	43%	0%	0%
% Both F2F and DE	25%	38%	30%	6%	32%
% Distance Education (DE) Only	21%	4%	26%	94%	68%

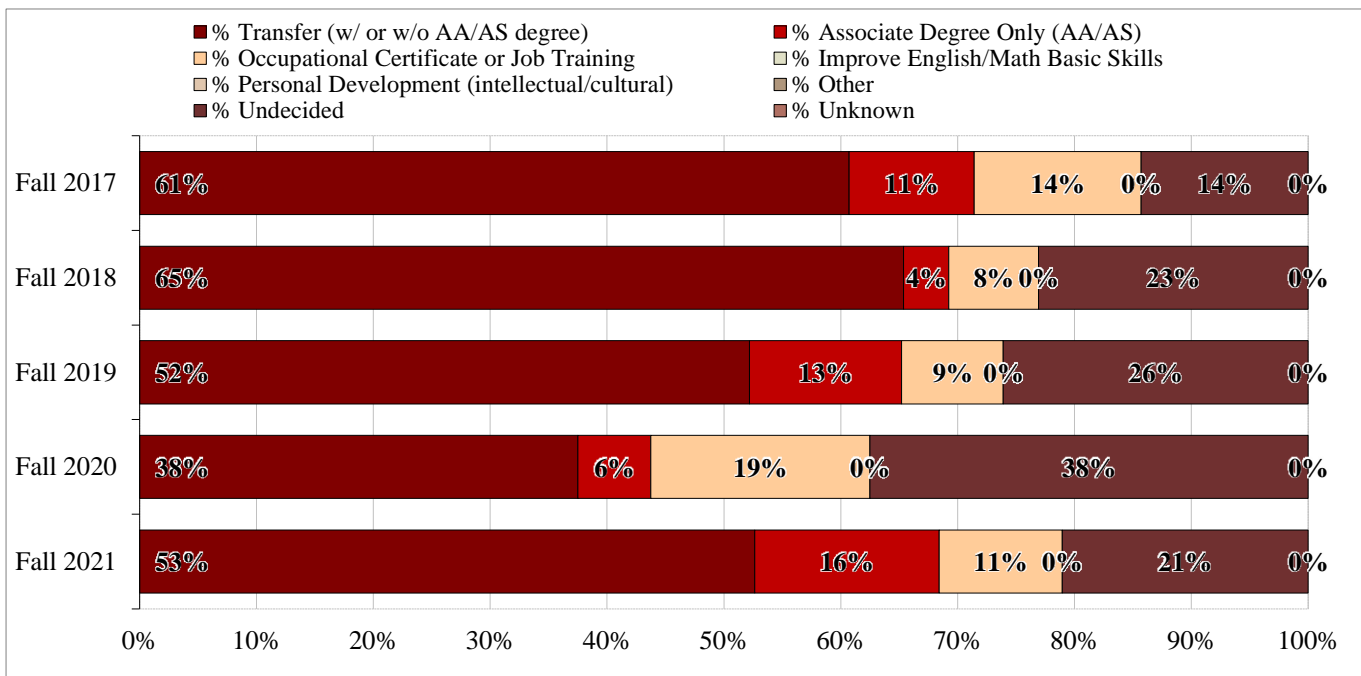


Definitions:

Distance Education (DE) includes enrollments in course sections that begin with 'DE', 'HD', 'LD' and 'LO'. In 2020-21, due to the COVID-19 pandemic, DE sections were distinguished through provisional designations.

Student Educational Goal

California Work Opportunity and Responsibility to Kids (CalWORKs)					
	Term				
	Fall 2017	Fall 2018	Fall 2019	Fall 2020	Fall 2021
Transfer (w/ or w/o AA/AS degree)	17	17	12	6	10
Associate Degree Only (AA/AS)	3	1	3	1	3
Occupational Certificate or Job Training	4	2	2	3	2
Improve English/Math Basic Skills	0	0	0	0	0
Personal Development (intellectual/cultural)	0	0	0	0	0
Other	0	0	0	0	0
Undecided	4	6	6	6	4
Unknown	0	0	0	0	0
% Transfer (w/ or w/o AA/AS degree)	61%	65%	52%	38%	53%
% Associate Degree Only (AA/AS)	11%	4%	13%	6%	16%
% Occupational Certificate or Job Training	14%	8%	9%	19%	11%
% Improve English/Math Basic Skills	0%	0%	0%	0%	0%
% Personal Development (intellectual/cultural)	0%	0%	0%	0%	0%
% Other	0%	0%	0%	0%	0%
% Undecided	14%	23%	26%	38%	21%
% Unknown	0%	0%	0%	0%	0%

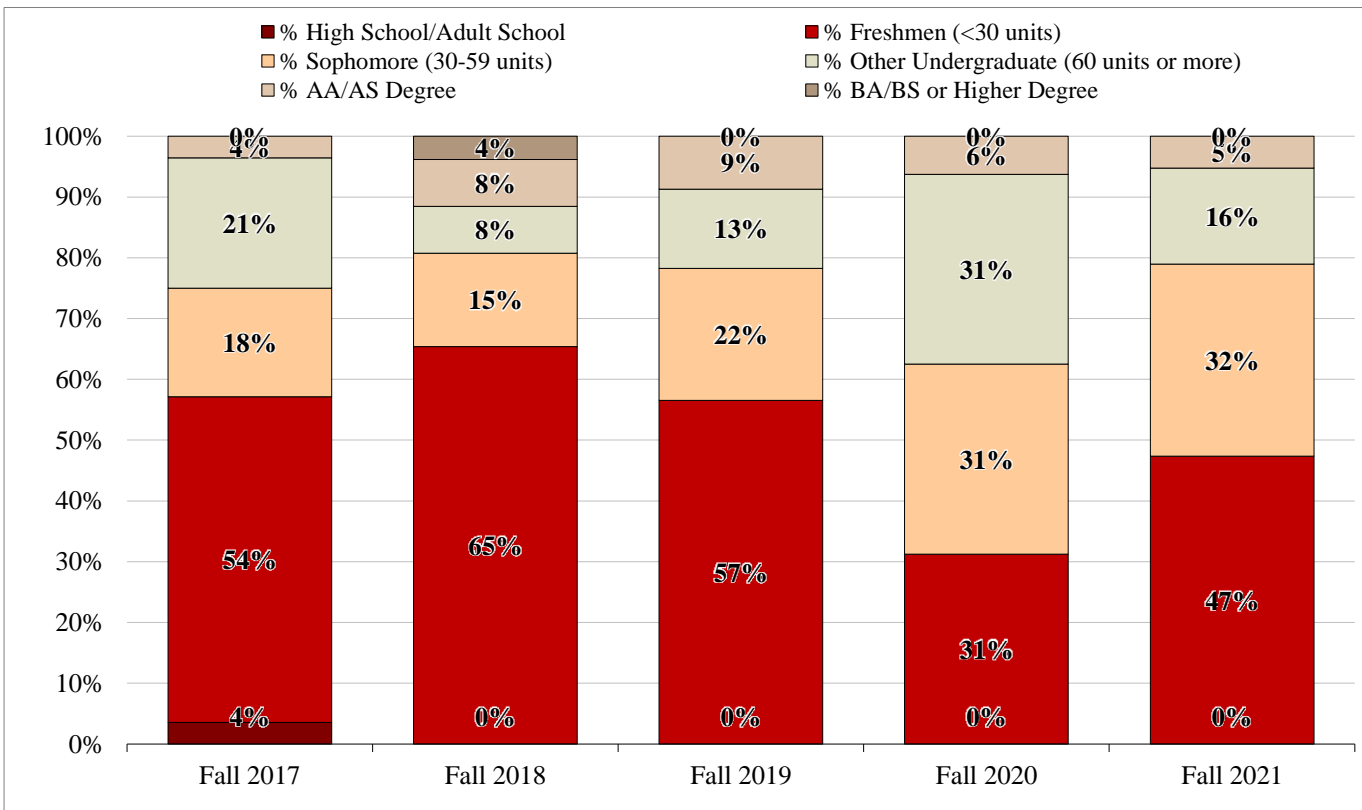


Definitions:

- Transfer:** Students who want to transfer to a 4-year university. Includes students enrolled in 4-year institutions completing requirements at LPC.
- Occupational Certificate/Job Training:** Acquire job skills, explore career interests, earn a certificate, or maintain a certificate/license.
- Personal Development:** Students taking courses for intellectual and/or cultural development.
- Other:** Students completing diploma/GED requirements or moving from non-credit to credit courses. Data from admission application.

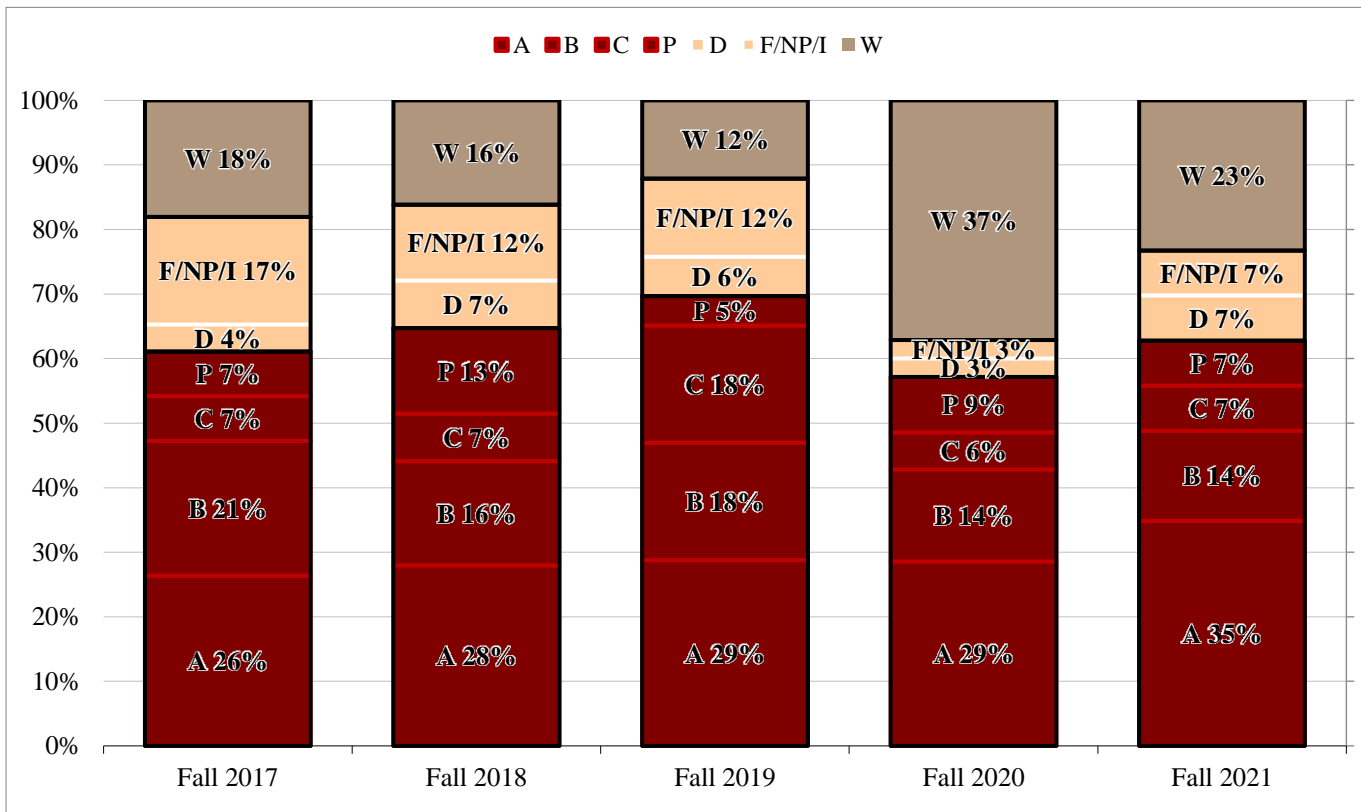
Highest Educational Level of Students

	California Work Opportunity and Responsibility to Kids (CalWORKs)				
	Term				
	Fall 2017	Fall 2018	Fall 2019	Fall 2020	Fall 2021
High School/Adult School	1	0	0	0	0
Freshmen (<30 units)	15	17	13	5	9
Sophomore (30-59 units)	5	4	5	5	6
Other Undergraduate (60 units or more)	6	2	3	5	3
AA/AS Degree	1	2	2	1	1
BA/BS or Higher Degree	0	1	0	0	0
% High School/Adult School	4%	0%	0%	0%	0%
% Freshmen (<30 units)	54%	65%	57%	31%	47%
% Sophomore (30-59 units)	18%	15%	22%	31%	32%
% Other Undergraduate (60 units or more)	21%	8%	13%	31%	16%
% AA/AS Degree	4%	8%	9%	6%	5%
% BA/BS or Higher Degree	0%	4%	0%	0%	0%



Student Performance: Grade Distribution

California Work Opportunity and Responsibility to Kids (CalWORKs)					
	Term				
	Fall 2017	Fall 2018	Fall 2019	Fall 2020	Fall 2021
Total Course Enrollments	72	68	66	35	43
Course Success Rates	61%	65%	70%	57%	63%
A	26%	28%	29%	29%	35%
B	21%	16%	18%	14%	14%
C	7%	7%	18%	6%	7%
P	7%	13%	5%	9%	7%
Course Non-Success Rate	21%	19%	18%	6%	14%
D	4%	7%	6%	3%	7%
F*	17%	12%	12%	3%	7%
Withdrawals (See Note)	18%	16%	12%	37%	23%



Definitions:

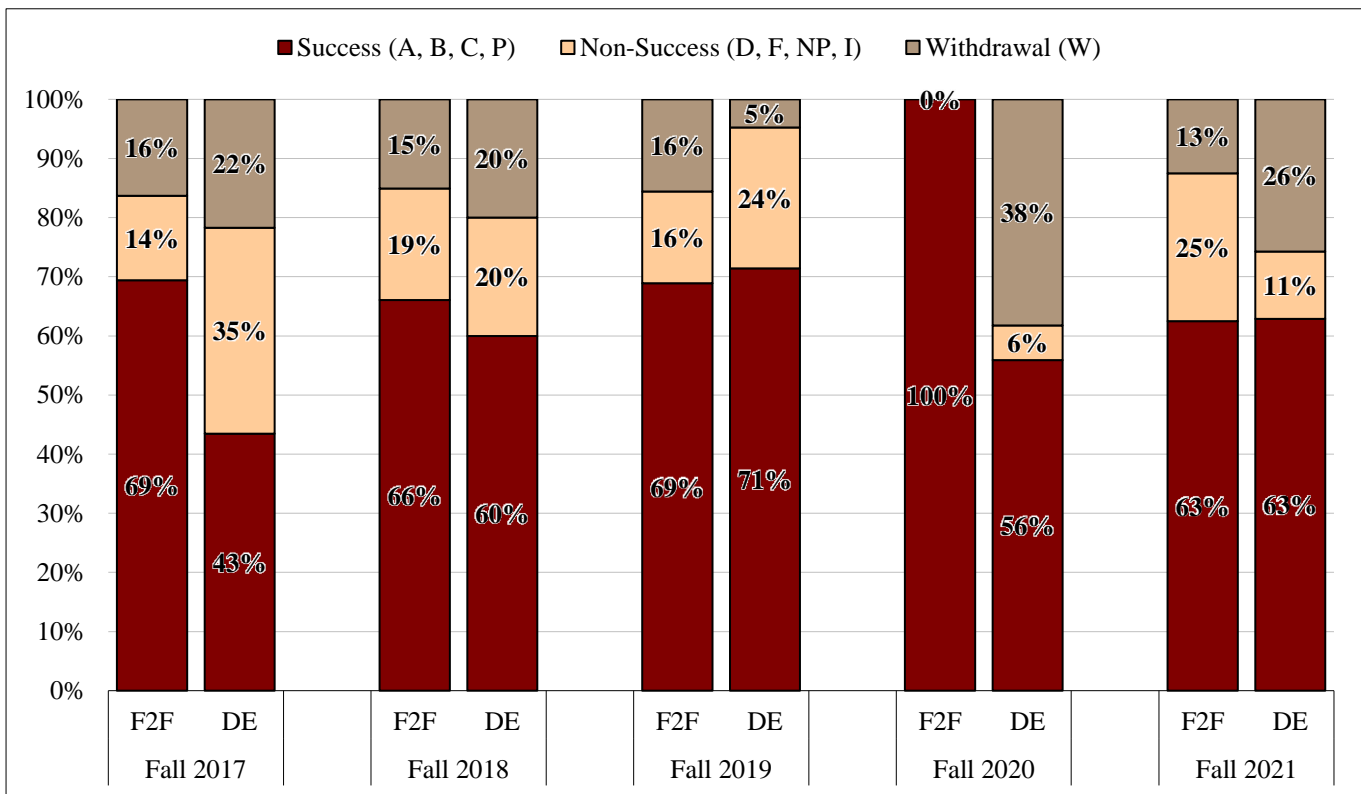
Course Success Rate: Share of course enrollments resulting in a passing grade ('A', 'B', 'C', 'P', 'NCA', 'NCB', 'NCC', or 'NCP').

Course Non-Success Rate: Share of course enrollments resulting in a grade of 'D' or F* (includes: 'F', 'NP', 'T', 'NCD', 'NCF', or 'NCNP').

Withdrawals are the share of course enrollments resulting in (1) a grade notation of 'W', 'MW', or 'EW', or, (2) a course dropped due to COVID-19.

Student Performance: Distance Education

California Work Opportunity and Responsibility to Kids (CalWORKs)					
	Term				
	Fall 2017	Fall 2018	Fall 2019	Fall 2020	Fall 2021
Total Course Enrollments	72	68	66	35	43
Face-to-Face (F2F) Sections	49	53	45	1	43
Success Rates	69%	66%	69%	100%	63%
Non-Success Rates	14%	19%	16%	0%	25%
Withdrawals	16%	15%	16%	0%	13%
Distance Education (DE) Sections	23	15	21	34	0
Success Rates	43%	60%	71%	56%	63%
Non-Success Rates	35%	20%	24%	6%	11%
Withdrawals	22%	20%	5%	38%	26%



Definitions:

Course Success Rate: Share of course enrollments resulting in a passing grade ('A', 'B', 'C', 'P', 'NCA', 'NCB', 'NCC', or 'NCP').

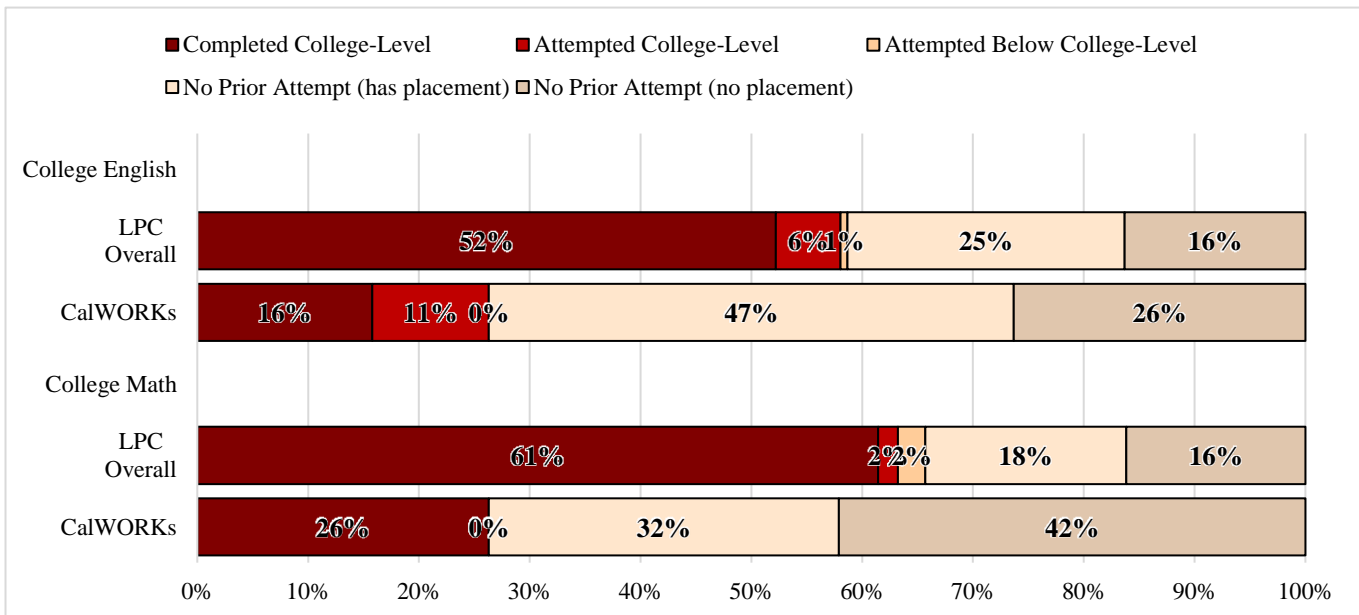
Course Non-Success Rate: Share of course enrollments resulting in a grade of 'D', 'F', 'NP', 'I', 'NCD', 'NCF', or 'NCNP'.

Withdrawals are the share of course enrollments resulting in (1) a grade notation of 'W', 'MW', or 'EW', or, (2) a course dropped due to COVID-19.

Distance Education (DE) includes enrollments in course sections that begin with 'DE', 'HD', 'LD' and 'LO'. In 2020-21, due to the COVID-19 pandemic, DE sections were distinguished through provisional designations.

Prior Experience in English & Math

Fall 2021				
	CalWORKs		LPC Overall	
	Num	Pct	Num	Pct
College English				
Completed College-level	3	16%	3,849	52%
Attempted College-level	2	11%	430	6%
Attempted Below College-level	0	0%	46	1%
No Prior Attempt (has placement)	9	47%	1,845	25%
No Prior Attempt (no placement)	5	26%	1,202	16%
College Math				
Completed College-level	5	26%	4,530	61%
Attempted College-level	0	0%	132	2%
Attempted Below College-level	0	0%	181	2%
No Prior Attempt (has placement)	6	32%	1,337	18%
No Prior Attempt (no placement)	8	42%	1,192	16%



Definitions:

College English: Completed College-level = successfully completed ENG 1A, 1AEX, or attempted transfer level, or has earned at least an Associates degree.

Attempted College-level = attempted ENG 1A or 1AEX but has not successfully completed prior to indicated term.

Attempted Below College-level = attempted ENG 102, 104, 105, 100A, 100B, NENG 204, or ESL 25 prior to indicated term.

No Prior Attempt (has placement) = no previous English enrollments within the sequence but has used a placement tool.

No Prior Attempt (no placement) = no previous English enrollments within the sequence and did not utilize a placement tool.

College Math:

Completed College-level = successfully completed MATH 55, 50, NMAT 255 or 250, or attempted transfer level, or has earned at least an Associates degree.

Attempted College-level = attempted MATH 55, 50, NMAT 255 or 250 but has not successfully completed prior to indicated term.

Attempted Below College-level = attempted MATH 110, 107, NMAT 210 or 207 prior to indicated term.

No Prior Attempt (has placement) = no previous Math enrollments within the sequence but has used a placement tool.

No Prior Attempt (no placement) = no previous Math enrollments within the sequence and did not utilize a placement tool.